

HC 1571

Fully Integrated Appliances

LIEBHERR

Refrigeration and Freezing



home.liebherr.com



HC 1571

| | |
|--|----------------------------------|
| Energy consumption (kWh / y) | 530 |
| Estimated Yearly Energy Cost* in US \$ | 74 |
| Sound rating** dB(A) | 42 |
| Total refrigerator capacity cu.ft. (l) | 9.8(278) |
| BioFresh compartment cu.ft. (l) | - |
| Freezer capacity cu.ft. (l) | 4.3(122) |
| Electronic control | Touch electronic |
| Defrost type | Automatic |
| Interior light | LED |
| Number of shelves | 3 + bottle rack |
| Number of door racks | 3 |
| Number of BioFresh drawers | - |
| Number of freezer drawers | 2 |
| Refrigerator Temperature range °F (°C) | +36°F to +43°F (+2°C to +6°C) |
| Freezer Temperature range °F (°C) | +7°F to -17°F (-14°C to -27°C) |
| Water filter | - |
| Ice maker | Watertank |
| Ice cube output lbs. (kg.) | 2.6(1.2) |
| Ice cube stock lbs. (kg.) | 6(2.7) |
| Door hinges | left |
| Product dimensions | |
| in inch (H / W / D) | 79 11/16" / 29 13/16" / 24 1/16" |
| in cm (H / W / D) | 202.4/75.7/61 |
| Cut out dimensions | |
| in inch (H / W / D) | 80"-81 5/8" / 30" / 25" |
| in cm (H / W / D) | 203.2-207.2/76.2/63.5 |
| Net weight lbs. (kg) | 350.5(159) |
| Voltage V / Hz | 115/60 |

* Energy Cost will depend on utility rates and use. Estimated energy cost based on a national average electricity cost of 14 cents per kWh.

** Noise output – according to EN 60704-3

Accessories

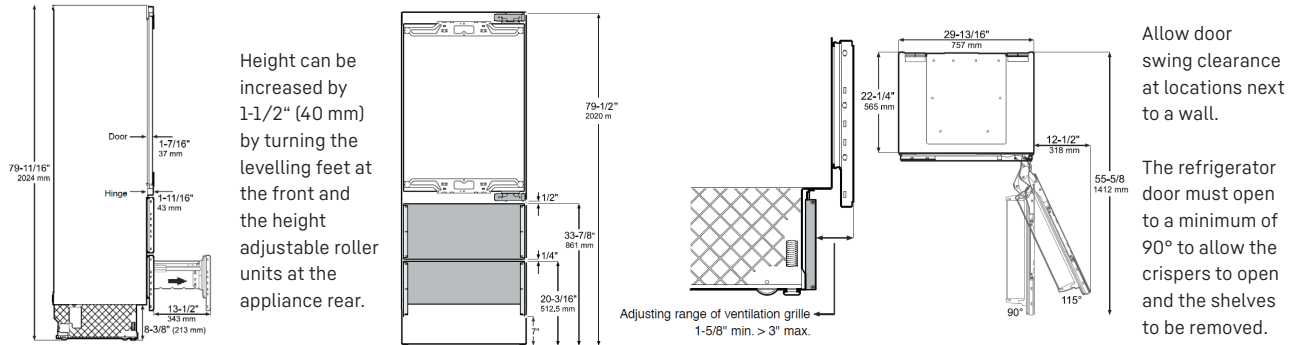
| | |
|---|-----------------|
| Water Filter | 9880980/7440002 |
| Stainless Steel Round Handles | 9900279 |
| Brushed Aluminum Square Handles | 9900281 |
| Door Stopper 90* | 9096699 |
| Stainless Steel Panels Freezers | 9900283 |
| Stainless Steel Panels Refrigerators 80" | 9900287 |
| Stainless Steel Panels Refrigerator 84" | 9900285 |

Features

- No Frost**
Food is frozen with chilled, recirculating air, while expelling humidity. As a result, the freezer is always free of ice, ensuring long-term freshness.
- Duo Cooling**
Lengthen the shelf life and preserve the flavor of your foods with a dual refrigeration system that creates ideal conditions in both the refrigerator and freezer.
- Ice Maker**
Liebherr's automatic IceMaker produces perfect ice cubes and keeps a constant supply on hand for every occasion.
- Telescopic Rails**
Store food securely within reach thanks to fully extendable pull-out drawers. The SoftTelescopic system provides convenient and reliable self-retraction with soft closing.

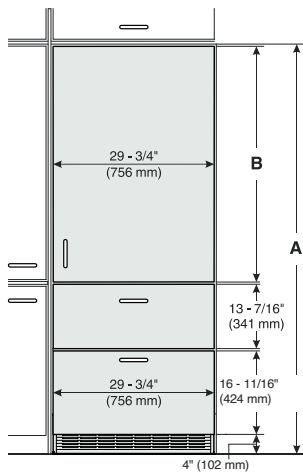
Diagrams

Product Dimensions

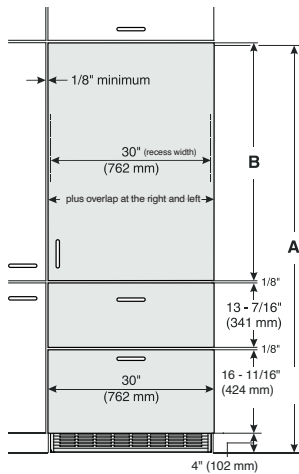


Panel Dimensions

Inset Installation Style



Frameless Installation Style



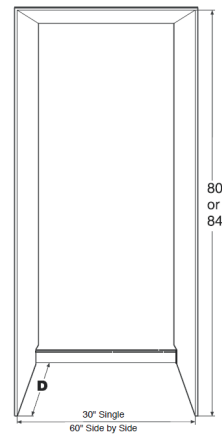
Product also allows installation with Toe kick height of 2" (50mm) to 6 11/16" (170mm). To define the panel height other than 4" (102mm) toe kick, consider 20 11/16" (526mm) - toe kick height

| Cabinet opening A | Refrigerator door panel B |
|-------------------|---------------------------|
| 80" | 45-1/2" (1156 mm) |
| 84" | 49-1/4" (1251 mm) |

| Cabinet opening A | Refrigerator door panel B |
|-------------------|---------------------------|
| 80" | 45-5/8" (1159 mm) |
| 84" | 49-3/4" (1264 mm) |

- Minimum panel thickness is 5/8" (16 mm).
- Maximum panel thickness is 3/4" (20 mm).
- Maximum weight of the refrigerator panel is 60 lbs (27 kg).
- Maximum weight of each freezer panel is 26.5 lbs (12 kg).

Cutout Dimensions



IMPORTANT
Factory available stainless steel panels are designed for an inset installation only and require a cabinet / gable depth of 24 - 3/4".

| Inset cabinet Depth D | |
|-----------------------|-----|
| 24" + panel thickness | 24" |

Ventilation Requirements



The appliance do not require ventilation considerations in the cabinetry. The required airflow is directed through the toe kick base. It is important to use the provided cover grille for the ventilation opening. This opening must not be covered.