

# 18" Built-In Custom Panel Single Door Freezer



**BOSCH**  
Invented for life

Benchmark™ Series – Custom Panel B18IF905SP



**B18IF905SP**  
Custom Panel

**The 18" Custom Panel single door built-in freezer works efficiently to keep food fresh longer, and prevent the transfer of flavors and odors.**

## Features & Benefits

Remotely monitor and control your refrigerator with the Home Connect® app.

Bright LED lighting illuminates the entire interior.

Optiflex® hinge allows for flush-mount doors, without damaging surrounding cabinetry.

ENERGY STAR® qualified for energy efficiency.

General Properties	
Home Connect® (Wi-Fi Enabled)	Yes
Reversible door hinge	Yes
Water filter	UltraClarityPro®
Lighting	LED sidewall
Number of shelves	6
Defrost process	Automatic
Number of drawers	2
Adjustable shelves	2
Shelf material	Glass w/ metal trim, metal bin
Type of shelves	Glass w/ metal trim
Ice maker	Yes
Quick ice	Yes

Capacity	
Total capacity	8.6 cu. ft.

Technical Details	
Watts	367 W
Current	15 A
Volts	120 V
Frequency	60 Hz
Power cord length	118"
Plug type	3-Prong



Home Connect

Dimensions & Weight	
Appliance dimensions (H x W x D)	84" x 17 3/4" x 24 3/4"
Required cutout size (H x W x D)	84" x 18" x 24 3/4" or 25"
Net weight	332 lbs

Efficiency	
ENERGY STAR® qualified	Yes
Energy consumption	404 kWh

Accessories	
18-Inch Flat Stainless Steel Benchmark™ Series Door Panel	BFL18IF800
36-Inch Benchmark™ Series Handle	B36HNDL800
UltraClarityPro® Water Filter	BORPLFTR55
Heater Kit may be required when two columns are installed side-by-side. See next page for details.	HEATKITB82



**Accessories:** To purchase Bosch accessories, cleaners & parts please visit [www.bosch-home.com/us/store](http://www.bosch-home.com/us/store) or call 1-800-944-2904 (Mon to Fri 5 am to 6 pm PST, Sat 6 am to 3 pm PST).

**Notes:** All height, width and depth dimensions are shown in inches. BSH reserves the absolute and unrestricted right to change product materials and specifications, at any time, without notice. Consult the product's installation instructions for final dimensional data and other details prior to making cutout.

**Warranties:** Please see Use & Care manual or Bosch website for statement of limited warranty.

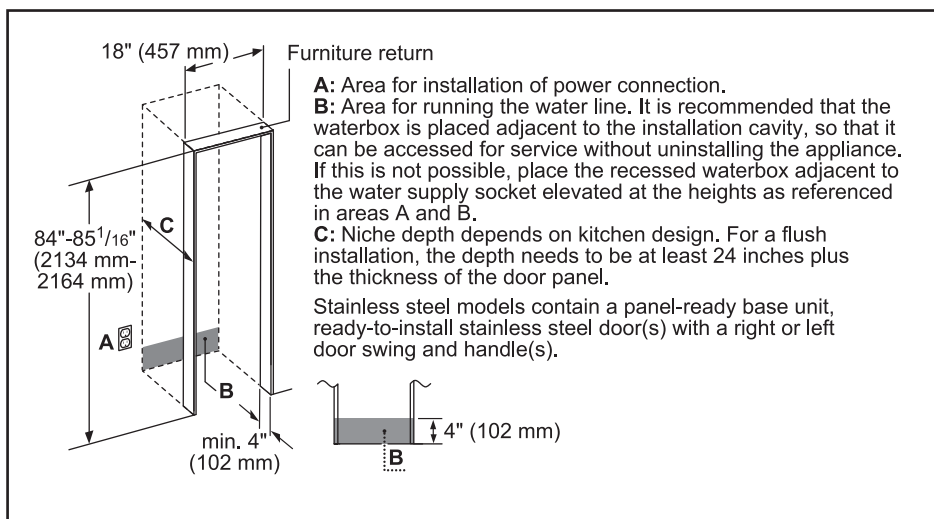
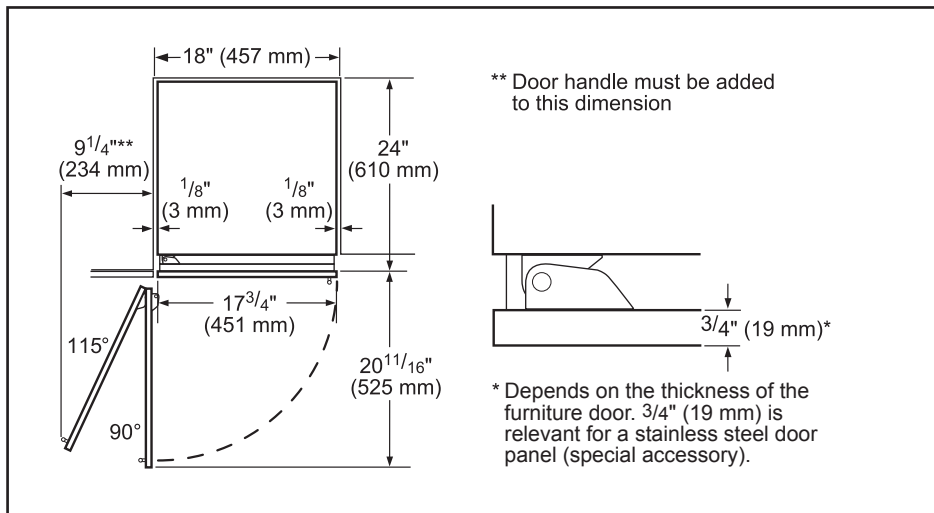
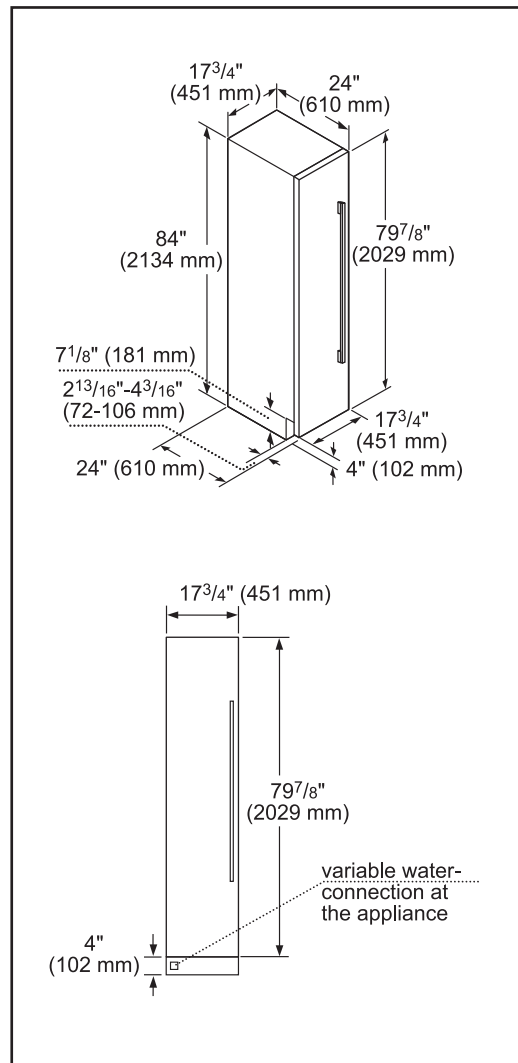
**For more information on our entire line of products, go to [www.bosch-home.com/us](http://www.bosch-home.com/us) or call 1-800-944-2904**

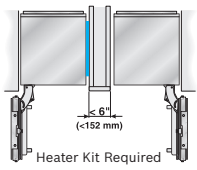
© BSH Home Appliances Corporation. All rights reserved. Bosch is a registered trademark of Robert Bosch GmbH.

# 18" Built-In Custom Panel Single Door Freezer

Benchmark™ Series – Custom Panel B18IF905SP

## Installation Details





**HEATKITB82 Heater Kit**

When two appliances are installed side-by-side a sealing kit must be used. For combinations that involve a freezer column, this kit is included. For all other (non-traditional, i.e. two bottom freezers) side-by-side combinations or instances where any appliances are installed less than 6" (152 mm) apart from one another but not connected side-by-side, purchase this kit. This kit is also recommended for use with any installation in areas that are subject to humidity, or located next to an outside wall.

**IMPORTANT:** Handleless Panels should not be installed on units without the soft close capability. If you are uncertain if you have a refrigeration unit with soft close capability please contact our customer team by calling 1-800-944-2904.