

30" Single Wall Oven

800 Series – Black Stainless Steel HBL8444LUC



BOSCH
Invented for life



HBL8444LUC

Black Stainless Steel

The Bosch SideOpening wall oven combines your favorite tools into one appliance. It's an air fryer, convection oven, pizza oven, dough proofer and more.

Features & Benefits

Bosch black stainless steel is a special material that helps guard against scratches and fingerprints.

The SideOpening door offers easier access to the oven cavity so you don't need to bend over.

With Home Connect*, control and monitor your oven remotely or simply ask Alexa or Hey Google to start your oven when your hands are full.

The integrated temperature probe cooks meat to your desired doneness without any guesswork.

Installs flush for a sleek modern look.

General Properties

Home Connect® (WiFi enabled)	Yes
Oven modes	(16) Air Fry, Pizza, Bake, Broil (Hi & Low), Roast, Warm, Proof Dough, Convection Bake, Convection Broil, Convection Roast, Convection Multi-Rack, Convection Conversion, Temperature Probe, Fast Preheat, Sabbath

Cleaning type	Self Clean
Telescopic rack	1
Illumination type	Halogen
Interior lights	2

Oven Performance

Bake element (4-pass)	2,400 W
Broil element (12-pass)	3,800 W
Convection element	2,000 W

Technical Details

Watts at 240 / 208 V	6,400 / 4,800 W
Circuit breaker	30 A
Volts	240 / 208 V
Frequency	60 Hz
Power cord length	60"
Plug type	Fixed Connection, No Plug
Energy source	Electric



Dimensions & Weight

Overall appliance dimensions (HxWxD)	29" x 29 3/4" x 24 1/2"
Required cutout size – Standard (HxWxD)	27"–28 5/8"* x 28 1/2" x 23 1/2"
Required cutout size – Flush (HxWxD)	29 1/8" x 30" x 24 1/2"
Oven cavity size	4.6 cu. ft.
Overall oven interior dimensions (HxWxD)	17 13/16" x 24 1/8" x 18"
Usable oven interior dimensions (HxWxD)	12 5/16" x 23 1/4" x 15 1/4"
Net weight	159 lbs

Accessories – Included

Included	1 Telescopic and 2 Standard Oven Racks, Temperature Probe
----------	---

Accessories – Optional



HEZTR301
30" Telescopic Rack



00798845
30" Flat Rack



00449757
Broiler Pan

*For under counter installation, standard cut-out height is 28 1/4"

†To be fully ADA compliant, these units must be installed according to ADA guidelines. Please check current ADA requirements for guidance on installation.

Accessories: To purchase Bosch accessories, cleaners & parts please visit www.bosch-home.com/us/store or call 1-800-944-2904 (Mon to Fri 5 am to 6 pm PST, Sat 6 am to 3 pm PST).

Notes: All height, width and depth dimensions are shown in inches. BSH reserves the absolute and unrestricted right to change product materials and specifications, at any time, without notice. Consult the product's installation instructions for final dimensional data and other details prior to making cutout.

Warranties: Please see Use & Care manual or Bosch website for statement of limited warranty.

For more information on our entire line of products, go to www.bosch-home.com/us or call 1-800-944-2904

© BSH Home Appliances Corporation. All rights reserved. Bosch is a registered trademark of Robert Bosch GmbH.

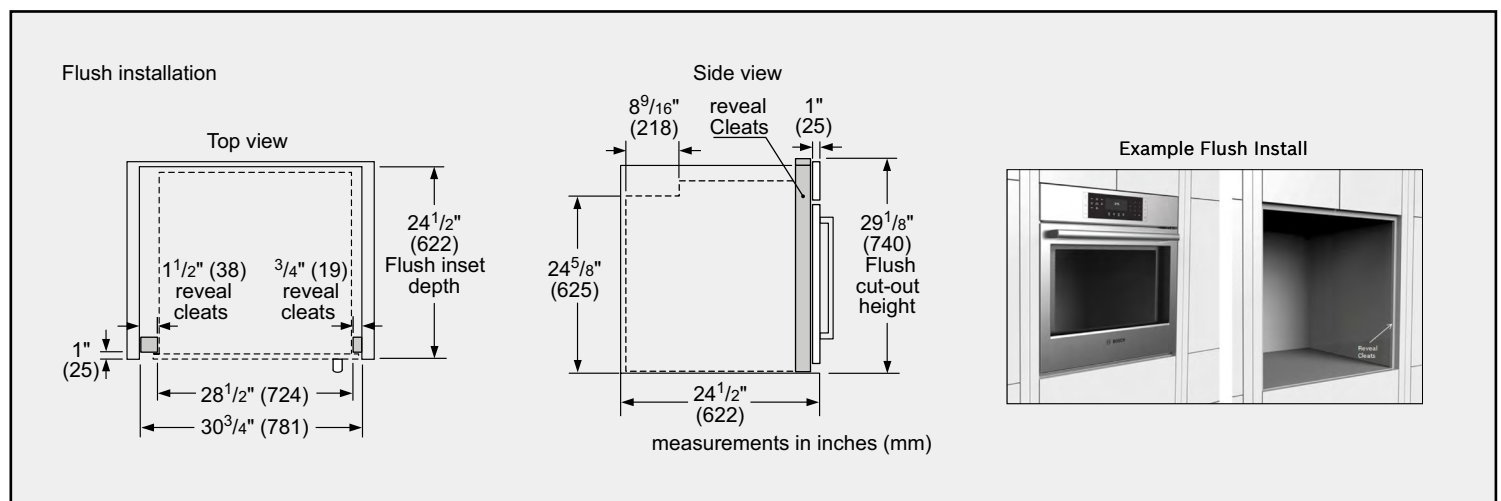
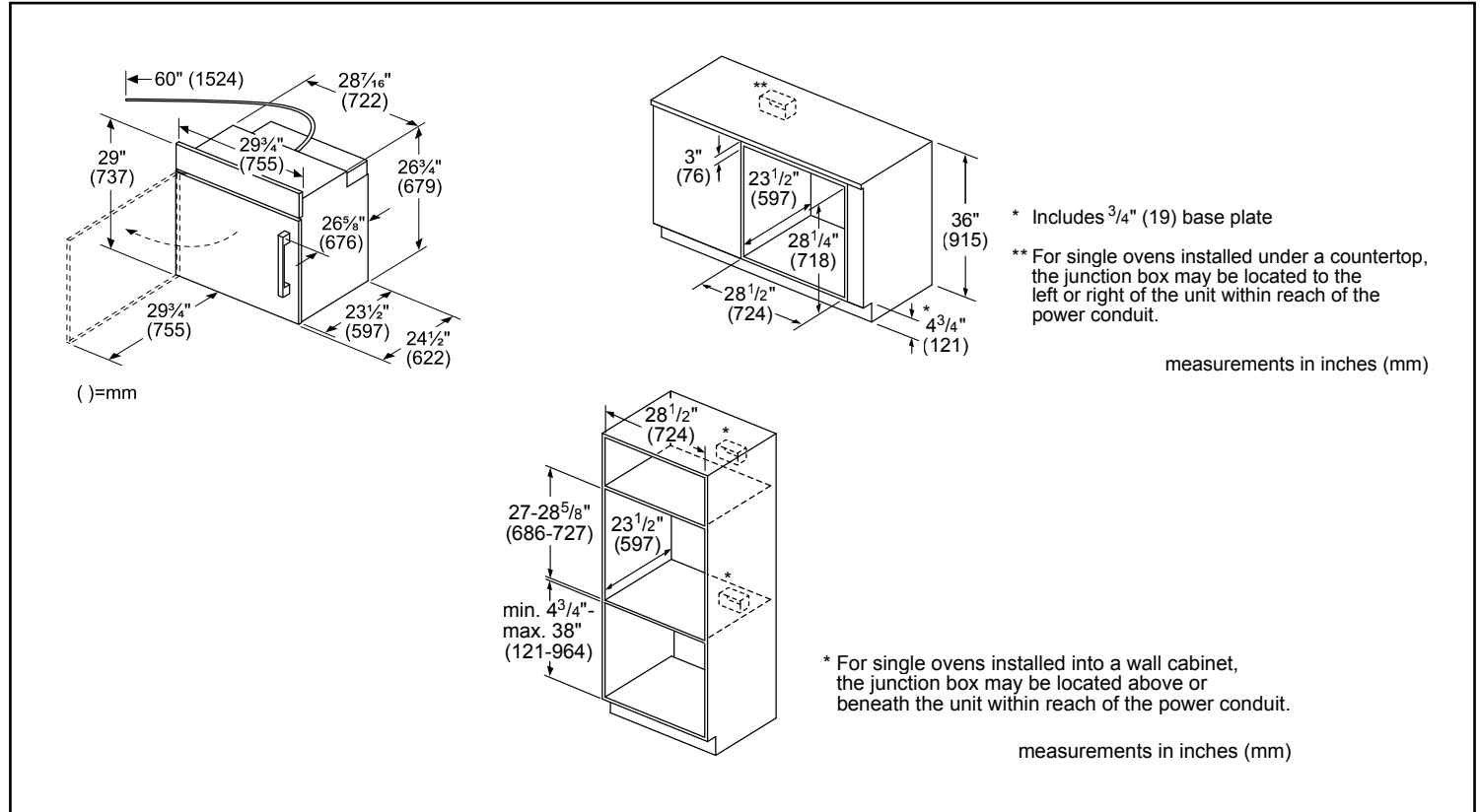
30" Single Wall Oven

800 Series – Black Stainless Steel HBL8444LUC



BOSCH
Invented for life

Installation Details



Accessories: To purchase Bosch accessories, cleaners & parts please visit www.bosch-home.com/us/store or call 1-800-944-2904 (Mon to Fri 5 am to 6 pm PST, Sat 6 am to 3 pm PST).

Notes: All height, width and depth dimensions are shown in inches. BSH reserves the absolute and unrestricted right to change product materials and specifications, at any time, without notice. Consult the product's installation instructions for final dimensional data and other details prior to making cutout.

Warranties: Please see Use & Care manual or Bosch website for statement of limited warranty.

For more information on our entire line of products, go to www.bosch-home.com/us or call 1-800-944-2904

© BSH Home Appliances Corporation. All rights reserved. Bosch is a registered trademark of Robert Bosch GmbH.

30" Single Wall Oven

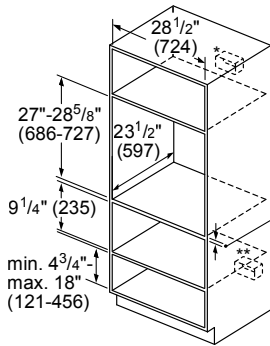
800 Series – Black Stainless Steel HBL8444LUC



BOSCH
Invented for life

Installation Details

Standard Installation 30" Single Oven over Storage or Warming Drawer



* Wall oven junction box may be located above or right or left of the unit within reach of the power conduit.

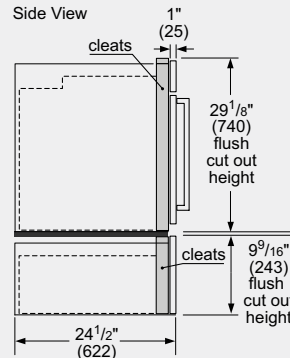
** Electrical hook up may be located below (depending on space) or next to the drawer within the reach of the power cord.

minimum 3/4" (18) required between cutouts

Measurements in inches (mm)

Flush Installation Single Oven over Storage or Warming Drawer

Side View



Single Wall Oven

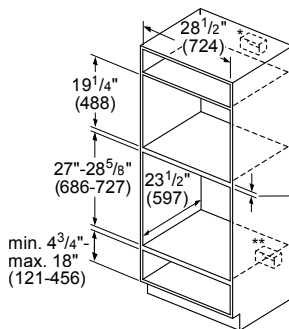
*IMPORTANT: Base has to be able to support over weight. Please check oven manual for minimum weight requirements.

minimum 1/2" (13) required between cutouts*

Warming Drawer

Measurements in inches (mm)

Standard Installation 30" Steam Convection Oven over Single Oven***



* Junction box may be located above or next to the unit within reach of the power cord.

** Junction box may be located below (depending on space) or next to the unit within reach of the power cord.

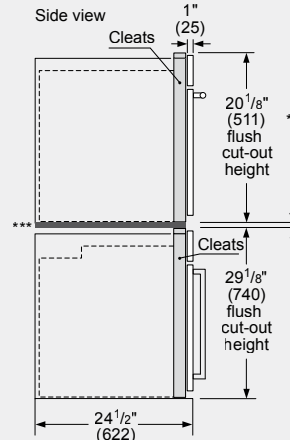
*** Most combinations available as combo oven (one cut out, one electrical hook up).

Minimum dimension between cut outs:
• 1" (25) for wall oven cut out of 28 5/8"
• 2 5/8" (67) for wall oven cut out of 27"

Measurements in inches (mm)

Flush installation Steam convection oven over single oven**

Side view



Steam convection oven

*** Flush installation requires a base plate underneath the body: 30" products – Dimensions: H 9/16" (8) x W 28 1/2" (724) x D 22 1/2" (571)

minimum 1/2" (13) required between cut-outs*

Wall oven

*IMPORTANT: Base has to be able to support the weight of the oven. Please check oven manual for minimum weight requirements.

** Most combinations available as combo oven (one cut-out, one electrical hook-up).

measurements in inches (mm)

Accessories: To purchase Bosch accessories, cleaners & parts please visit www.bosch-home.com/us/store or call 1-800-944-2904 (Mon to Fri 5 am to 6 pm PST, Sat 6 am to 3 pm PST).

Notes: All height, width and depth dimensions are shown in inches. BSH reserves the absolute and unrestricted right to change product materials and specifications, at any time, without notice. Consult the product's installation instructions for final dimensional data and other details prior to making cutout.

Warranties: Please see Use & Care manual or Bosch website for statement of limited warranty.

For more information on our entire line of products, go to www.bosch-home.com/us or call 1-800-944-2904

© BSH Home Appliances Corporation. All rights reserved. Bosch is a registered trademark of Robert Bosch GmbH.

30" Single Wall Oven

800 Series – Black Stainless Steel HBL8444LUC



BOSCH
Invented for life

Bosch Side-By-Side Built-In Oven Approved Combination Guide

Single ovens, microwaves, speed ovens, and drawers approved by BSH Home Appliances Corporation to be installed in combination.

IMPORTANT: When installing an oven in combination, a minimum distance between the ovens is required. Refer to the oven installation manual for all other measurements.

Do not install a self-cleaning oven beside another self-cleaning oven.

Appliances that are not listed must be approved under local codes and/or by the local authority having jurisdiction. For the latest updates to the approved combination, refer to the website listed in your appliance's installation instructions.

APPROVED COMBINATIONS

Conventional Ovens	Built-in Microwaves	Steam Ovens	Speed Ovens	Warming Drawer
HBLxxx1RUC, HBLxxx4RUC, HBLxxx1LUC, HBLxxx4LUC, HBLxxx1UC, HBLxxx3UC, HBLxxx4UC, HBNxxx1UC	HMB50152UC	HSLP451UC	HMC80152UC, HMC80252UC, HMC80242UC, HMCP0252UC	HWD5051UC

Coffee maker with trim kit

BCM8450UC + HEZCMT3050

Refer to product installation instructions.

The suitability of the following combination has been evaluated by CSA.

Conventional Ovens	Steam Ovens	Warming Drawer
HBLxxx1RUC, HBLxxx4RUC, HBLxxx1LUC, HBLxxx4LUC, HBLxxx1UC, HBLxxx3UC, HBLxxx4UC, HBNxxx1UC	HSLP451UC	HWD5051UC

Refer to product installation instructions.

Configuration	Left Oven Type	Middle Oven Type	Right Oven Type
Side-by-side-by-side 1	Conventional oven	Steam/speed/microwave	Conventional oven
Side-by-side-by-side 2	Steam, speed, or microwave	Conventional oven**	Steam, speed, or microwave

** Bottom hinge door models only. Side hinge door not recommended.

Accessories: To purchase Bosch accessories, cleaners & parts please visit www.bosch-home.com/us/store or call 1-800-944-2904 (Mon to Fri 5 am to 6 pm PST, Sat 6 am to 3 pm PST).

Notes: All height, width and depth dimensions are shown in inches. BSH reserves the absolute and unrestricted right to change product materials and specifications, at any time, without notice. Consult the product's installation instructions for final dimensional data and other details prior to making cutout.

Warranties: Please see Use & Care manual or Bosch website for statement of limited warranty.

For more information on our entire line of products, go to www.bosch-home.com/us or call 1-800-944-2904

© BSH Home Appliances Corporation. All rights reserved. Bosch is a registered trademark of Robert Bosch GmbH.

30" Single Wall Oven

800 Series – Black Stainless Steel HBL8444LUC



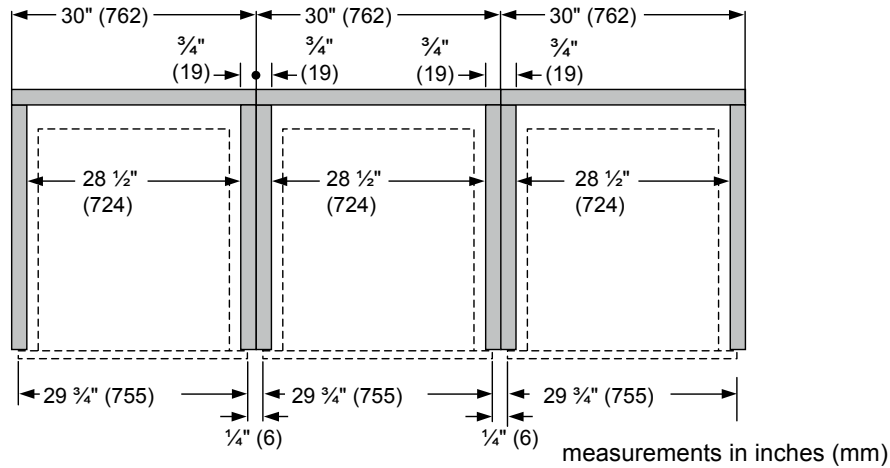
BOSCH
Invented for life

Side-by-Side-by-Side Installation

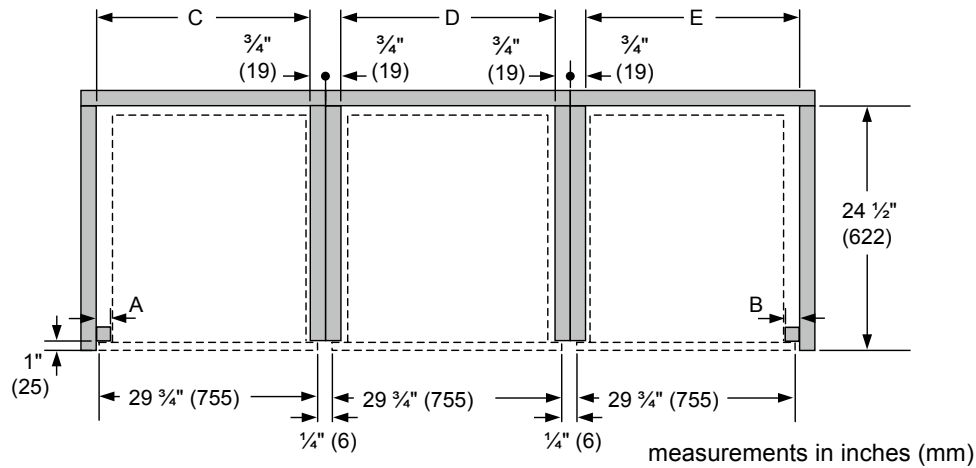
Combination type	Left oven type	Middle oven type	Right oven type
Side-by-side-by-side 1	Conventional oven	Steam/speed/microwave	Conventional oven
Side-by-side-by-side 2	Steam, speed, or microwave	Conventional oven**	Steam, speed, or microwave

**Bottom hinge door modules only. Side hinge door not recommended.

Standard Installation Side-by-side-by-side



Flush Installation Side-by-side-by-side



Combination type	A – Left reveal cleat	B – Right reveal cleat	C – Cutout width	D – Cutout width	E – Cutout width
Flush bottom hinge door	3/4" (19)	3/4" (19)	29-1/4" (743)	28-1/2" (724)	29-1/4" (743)
Flush left hinge door	1-1/2" (38)	N/A*	30" (762)	N/A*	N/A*
Flush right hinge door	N/A*	1-1/2" (38)	N/A*	N/A*	30" (762)

*Installation not recommended.

()=mm

Accessories: To purchase Bosch accessories, cleaners & parts please visit www.bosch-home.com/us/store or call 1-800-944-2904 (Mon to Fri 5 am to 6 pm PST, Sat 6 am to 3 pm PST).

Notes: All height, width and depth dimensions are shown in inches. BSH reserves the absolute and unrestricted right to change product materials and specifications, at any time, without notice. Consult the product's installation instructions for final dimensional data and other details prior to making cutout.

Warranties: Please see Use & Care manual or Bosch website for statement of limited warranty.

For more information on our entire line of products, go to www.bosch-home.com/us or call 1-800-944-2904

© BSH Home Appliances Corporation. All rights reserved. Bosch is a registered trademark of Robert Bosch GmbH.