

CIT30YWBB

30-INCH FREEDOM® INDUCTION COOKTOP

MASTERPIECE® SERIES, DARK GRAY FRAMELESS



FEATURES & BENEFITS

- ★ - Largest 30" fully usable cooking surface on the market within it's class
- ★ - 48 inductor elements combined with pot detection automatically recognizes the size, shape and position of your cookware on the cooktop
- ★ - Wi-Fi connectivity allows the cooktop and matching hood to communicate with one another to synchronize turning on task lighting and ventilation
- ★ - TeppanyakiPro® function divides a teppanyaki griddle into one heated and one non-heated area
- ★ - Optional Cooking Sensor allows you to heat food, simmer, boil, cook with a pressure cooker and deep fry in a pot, all at a controlled temperature (sold separately)

GENERAL PROPERTIES

Home Connect® (Wi-Fi Enabled)	Yes
Controls	Full Color Touch Screen Display

ELEMENT PERFORMANCE

Power of Full Surface Heating Element	3,500 W
Power of Full Surface Heating Element (In Boost)	5,500 W
Burners With Booster	All

COOKWARE SIZE (UP TO 5 POTS HEATED)

Minimum Cookware Size*	3 1/2" x 3 1/2"
Maximum Cookware Size*	13" x 21"

TECHNICAL DETAILS

Watts (W)	7,200 W
Circuit Breaker (A)	30 A
Volts (V)	208 / 240 V
Frequency (Hz)	50 / 60 Hz
Plug Type	No Plug
Conduit	39" Flexible 3-Wire
Energy Source	Electric

DIMENSIONS & WEIGHT

Overall Appliance Dimensions (HxWxD) (in)	4 1/8" x 31" x 21 1/4"
Required Cutout Size (HxWxD) (in)	4 1/8" x 28 3/4" x 19 7/8"
Minimum Distance From Counter Front (in)	2 1/2"
Minimum Distance From Rear Wall (in)	2"
Net Weight (lbs)	65 lbs

WARRANTY

Limited Warranty, Entire Appliance, Parts and Labor	2 Year
---	--------

*Cookware must have a flat bottom in order to utilize the full surface. Only use ferromagnetic cookware for induction cooking.

ACCESSORIES (OPTIONAL)



CHEFSPAN08
10" Stainless Steel Pan



CHEFSPAN13
16" Round Skillet



TCOOKSENSW
Wireless Cooking Sensor



TGRILLPANX
Non-Stick Induction Grill
9" x 17"



TROASTERT
Stainless Steel
Roaster Pan
10" x 16"



TEPPAN1016
Griddle Style Teppanyaki
10" x 16"



TEPPAN1321
Griddle Style Teppanyaki
13" x 21"

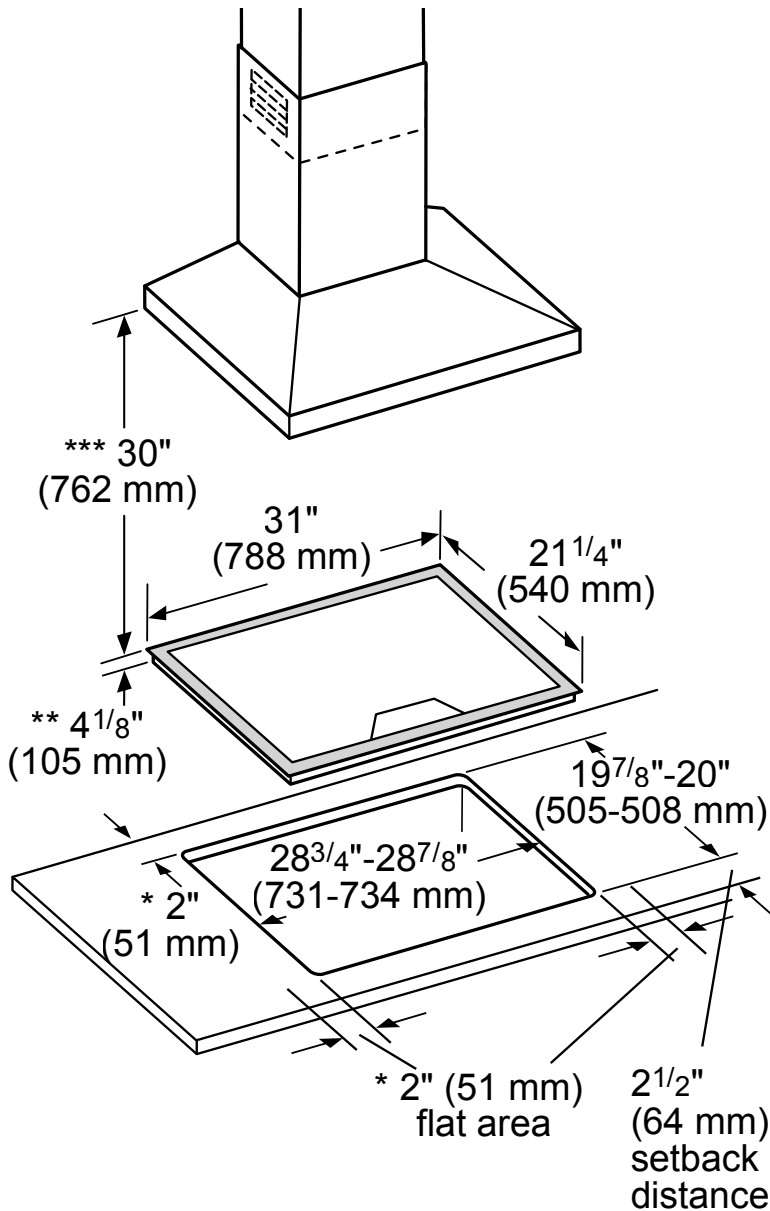
†To be fully ADA compliant, these units must be installed according to ADA guidelines. Please check current ADA requirements for guidance on installation.

★ THERMADOR® EXCLUSIVE

CIT30YWBB
30-INCH FREEDOM® INDUCTION COOKTOP
 MASTERPIECE® SERIES, DARK GRAY FRAMELESS



30-INCH COOKTOP AND CUTOUT DIMENSIONS



- * Minimum distance from cutout to the wall
- ** Installed depth includes 1" (26 mm) required air gap
- *** Minimum distance between the cooktop surface and lower edge of exhaust hood.

measurements in inches (mm)

NOTE: The work surface should be horizontal and level. The stability of the countertop should be confirmed even after making the cutout.

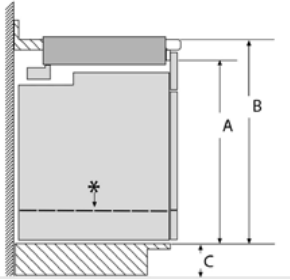
CIT30YWBB

30-INCH FREEDOM® INDUCTION COOKTOP

MASTERPIECE® SERIES, DARK GRAY FRAMELESS



INSTALLATION ABOVE A THERMADOR WALL OVEN

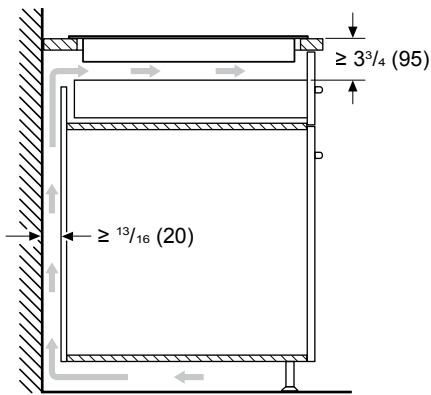


Product Type	A Inches (mm)	B min. Inches (mm)	C max. Inches (mm)
Conventional Oven	28 1/4 (718)	31 1/4 (794) min.	4 3/4 (121)
Steam Oven	25 1/16 (636)	28 1/16 (713)	7 15/16 (202)
Steam Oven with 4" Storage Drawer*	28 1/4 (718)	31 1/4 (794) min.	4 3/4 (121)
Microwave / Speed Oven	19 1/4 (488)	24 (609) min.	12" (306)
Microwave / Speed Oven with Warming drawer*	28 1/4 (718)	31 1/4 (794) min.	4 3/4 (121)

When installing an oven or oven with a drawer in combination with a cooktop, a minimum distance between the cabinet floor and countertop (B) is required. Reference the table for dimensions. Refer to the oven installation guide for all other measurements.

VENTILATION CLEARANCE REQUIREMENTS

Measurements in inches (mm)



These warranties give you specific legal rights and you may have other rights that vary from state to state. Limited warranty from date of delivery. For complete warranty details, refer to your Use & Care manual, or ask your dealer.

Specifications are for planning purposes only. Refer to installation instructions and consult your countertop supplier prior to making counter opening. Consult with a heating and ventilation engineer for your specific ventilation requirements. For the most detailed information, refer to installation instructions accompanying product or write to Thermador indicating the model number. Specifications are correct at time of printing. Thermador reserves the right to change product specifications or design without notice. Some models are certified for use in Canada. Thermador is not responsible for products that are transported from the U.S. for use in Canada.