

# HPCN48WS

## 48-INCH CHIMNEY WALL HOOD

PROFESSIONAL® SERIES



### FEATURES & BENEFITS

- Professional® Series chimney wall hoods create a crafted, sculpted focal point
- Designed to complete the ultimate cooking system with Thermador ranges
- Powerfully Quiet® system accepts integral, inline, and remote blowers
- Commercial-style baffle filters
- Beautiful illumination with multi-level, vivid LED lights

### ACCESSORIES (OPTIONAL)

25 ft. Blower Connector Cable - EXTNCB25W

For use with the following inline and remote blowers: VTR1FZ, VTR2FZ, VT11FZ, VT12FZ

Roofplates


RFPLT600P - For use with 600 CFM remote blower VTR1FZ

RFPLT1000P - For use with 1000 CFM remote blower VTR2FZ

6" Tall Duct Cover, 48" Wide	CHMHP486W
18" - 35" Tall Duct Cover, 48" Wide	CHMHP48TW
42" - 59" Tall Duct Cover, 48" Wide	CHMHP48XTW

Remote Control Panel

REMCPU - Ability to vertically install on cabinetry or wall to control hood in a convenient location



### GENERAL PROPERTIES

Features

Multi-Level LED Lights with Fading Transitions, Automatic Mode, Check Filter Reminder Light, Delay Shut-Off

Operating Mode	Ducted
Maximum CFM	Blower Sold Separately
Number of Speed Settings	4-Stage
Motor Location	Integral / Inline/ Remote
Number of Lights	4
Bulb Type	LED
Light Lumens	100 – 150
Light Color	3500 – 4000 °K
Total Power of the Lamps	4.8 W
Damper Included	Yes
Grease Filter Material	Aluminum*
Grease Filter Type	Commercial Style Baffle Filter
Home Connect™ (Wi-Fi Enabled)	No

### TECHNICAL DETAILS

Watts	See Chart on Page 3
Current	See Chart on Page 3
Volts	120 V
Frequency	60 Hz
Plug Type	Fixed Connection

### DIMENSIONS & WEIGHT

Overall Appliance Dimensions (Width of Canopy Included) (HxWxD)	18" x 47 15/16" x 24"
Height of the Chimney	Duct Covers Sold Separately
Minimum Distance Above Gas / Electric Cooking Surface	30" / 30"
Diameter of Air Duct Top	10"
Net Weight	88 lbs

### BLOWER OPTIONS

Remote Blower (Mounted to Roof or External Wall)	VTR1FZ - 600 CFM
	VTR2FZ - 1000 CFM
Inline Blower (Mounted Between Kitchen and External Wall)	VT11FZ - 600 CFM
	VT12FZ - 1000 CFM
Integrated Blower (Mounted in Hood)	VTN2FZ - 1000 CFM

### WARRANTY

Limited Warranty Parts and Labor	2 Year
----------------------------------	--------

\*Transition to aluminum starting in Fall 2022

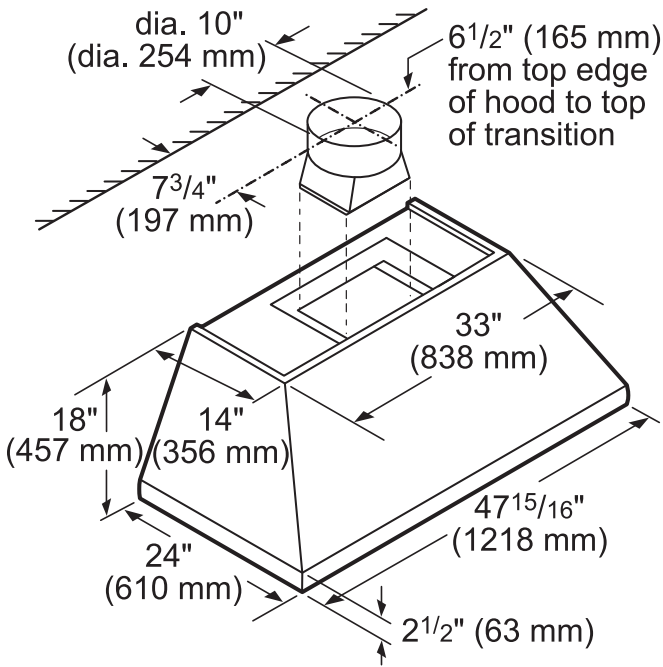
# HPCN48WS

## 48-INCH CHIMNEY WALL HOOD

PROFESSIONAL® SERIES

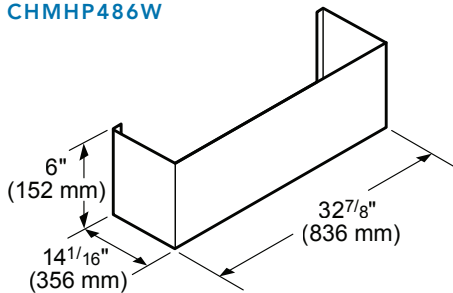


### HOOD DIMENSIONS



### OPTIONAL ACCESSORIES

#### 6" TALL DUCT COVER CHMHP486W



Standard duct cover for up to 8-foot ceiling heights



#### 18" – 35" TALL TELESCOPING DUCT COVER CHMHP48TW

Telescoping design for extension up to 9-foot to 10-foot ceiling heights



#### 42" – 59" TALL TELESCOPING DUCT COVER CHMHP48XTW

Telescoping design for extension up to 11-foot to 12-foot ceiling heights

### REMOTE CONTROL PANEL REMCPW



Convenience at your fingertips: The remote control accessory offers the freedom to extend your hood controls to a more reachable spot

# HPCN48WS

## 48-INCH CHIMNEY WALL HOOD

PROFESSIONAL® SERIES

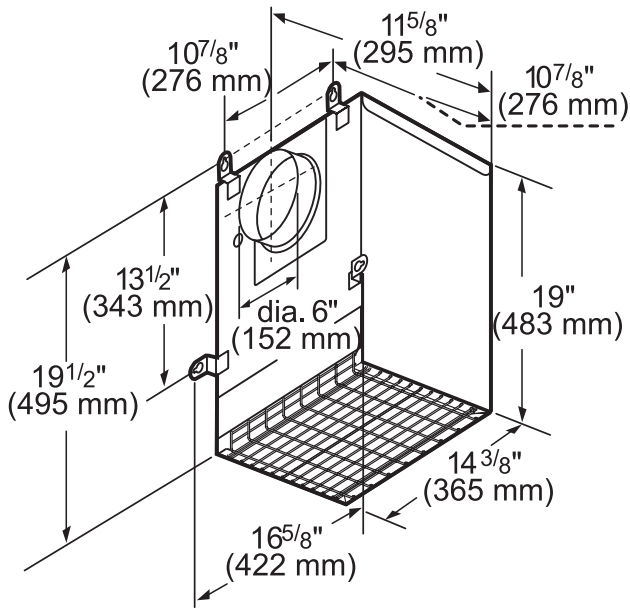


### ELECTRIC LOAD (120V, 60HZ)

		Remote Blower		Inline Blower		Integrated Blower
		VTR1FZ	VTR2FZ	VTI1FZ	VTI2FZ	VTN2FZ
HPCN48WS	Amps	6.5	11.1	6.5	11.1	9.5
	Watts	780	1,332	780	1,332	1,140

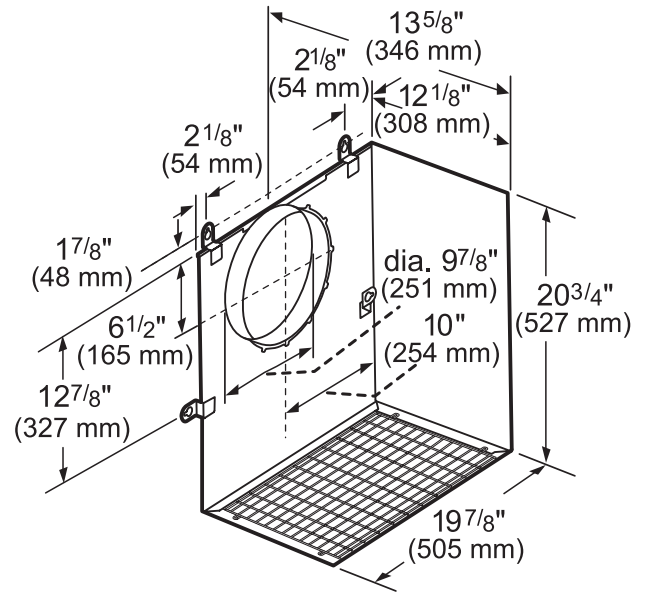
### REMOTE BLOWERS (MOUNTED TO ROOF OR EXTERNAL WALL)

#### VTR1FZ-600 CFM



measurements in inches and mm

#### VTR2FZ-1000 CFM



measurements in inches and mm

# HPCN48WS

## 48-INCH CHIMNEY WALL HOOD

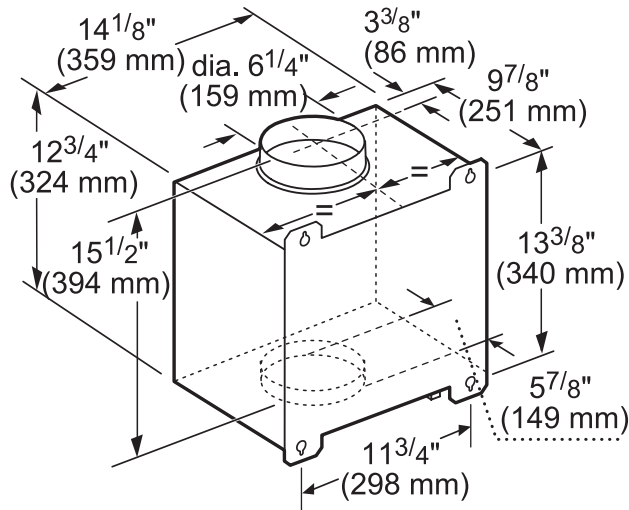
PROFESSIONAL® SERIES



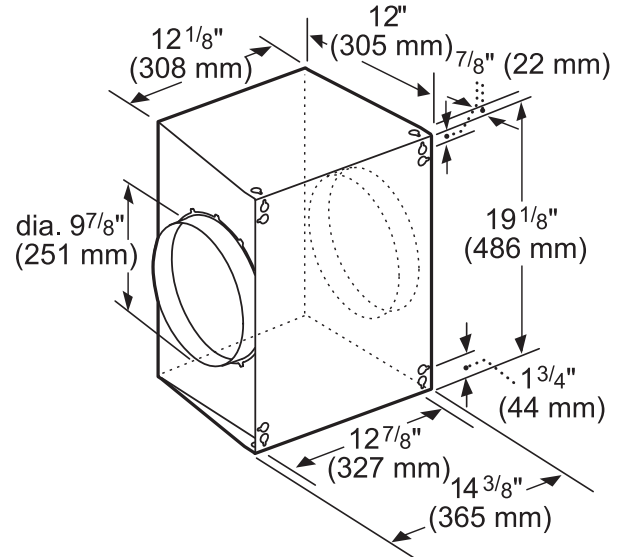
### INLINE BLOWERS (MOUNTED BETWEEN KITCHEN AND EXTERNAL WALL)

VTI1FZ-600 CFM

VTI2FZ-1000 CFM



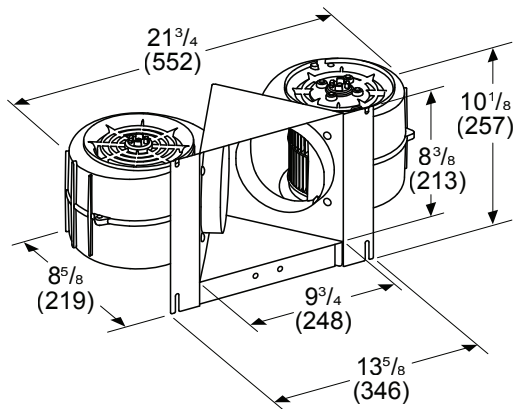
measurements in inches and mm



measurements in inches and mm

### INTEGRATED BLOWERS (MOUNTED IN HOOD)

VTN2FZ-1000 CFM



Measurements in inches (mm)

### HVI PERFORMANCE VALUES (CFM & SONES)

HPCN48WS WITH BLOWER VTN2FZ								
Exhaust	Pressure (in. H <sub>2</sub> O)		Amps (@ 0.1 SP)		CFM		Sones	
	High Speed	Working Speed	High Speed	Working Speed	High Speed	Working Speed	High Speed	Working Speed
Vertical	0.1	0.016	7.07	3.28	980	390	14.5	3.0

# HPCN48WS

## 48-INCH CHIMNEY WALL HOOD

PROFESSIONAL® SERIES

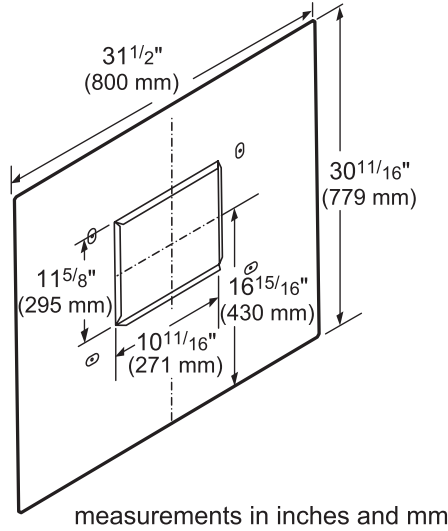


### REMOTE BLOWER ACCESSORIES

#### ROOFPLATE-RFPLT600P



#### ROOFPLATE-RFPLT1000P



#### EXTNCB25W

For use with the following Inline and Remote Blowers: VTR1FZ, VTR2FZ, VT11FZ, VT12FZ

These warranties give you specific legal rights and you may have other rights that vary from state to state. Limited warranty from date of purchase. For complete warranty details, refer to your Use & Care manual, or ask your dealer.

Specifications are for planning purposes only. Refer to installation instructions and consult your countertop supplier prior to making counter opening. Consult with a heating and ventilation engineer for your specific ventilation requirements. For the most detailed information, refer to installation instructions accompanying product or write to Thermador indicating the model number. Specifications are correct at time of printing. Thermador reserves the right to change product specifications or design without notice. Some models are certified for use in Canada. Thermador is not responsible for products that are transported from the U.S. for use in Canada.