

VCIN54GWS

54-INCH CUSTOM INSERT

PROFESSIONAL® SERIES



FEATURES & BENEFITS

- Revel in creative freedom with Professional® Series custom inserts that can blend in with cabinetry or make a bold statement
- ★ Equipped with the Thermador Connected Experience by Home Connect™
- Powerfully Quiet® system accepts integral, inline, and remote blowers
- Beautiful illumination with multi-level, vivid LED lights
- Features automatic mode, delay shut-off, and check filter light

ACCESSORIES (OPTIONAL)

25 ft. Blower Connector Cable - EXTNCB25W

For use with the following inline and remote blowers: VTR1FZ, VTR2FZ, VT11FZ, VT12FZ

Roofplates

RFPLT600P - For use with 600 CFM remote blower VTR1FZ

RFPLT1000P - For use with 1000 CFM remote blower VTR2FZ

VCIN Trim Notes

NOTE: VCIN_GWS series custom insert models include hood trim pieces to complete the installation.

Remote Control Panel

REMC PW - Ability to vertically install on cabinetry or wall to control hood in a convenient location

GENERAL PROPERTIES

Features

Multi-Level LED Lights with Fading Transitions, Automatic Mode, Check Filter Reminder Light, Delay Shut-Off

Operating Mode	Ducted
Maximum CFM	Blower Sold Separately
Number of Speed Settings	4-Stage
Number of Lights	4
Bulb Type	LED
Light Lumens	100 – 150
Light Color	3500 – 4000 °K
Total Power of the Lamps	4.8 W
Damper Included	Yes
Grease Filter Material	Aluminum*
Grease Filter Type	Commercial Style Baffle Filter
Home Connect™ (Wi-Fi Enabled)	Yes

TECHNICAL DETAILS

Watts	See Chart on Page 3
Current	See Chart on Page 3
Volts	120 V
Frequency	60 Hz
Plug Type	Fixed Connection

DIMENSIONS & WEIGHT

Overall Appliance Dimensions (Width of Canopy Included) (HxWxD)	12 13/16" x 51 3/4" x 22"
Minimum Distance Above Gas / Electric Cooking Surface	30" Electric / 30" Gas
Diameter of Air Duct Top	10"
Net Weight	73 lbs

ACCESSORIES (REQUIRED)

Blower (Sold Separately)

BLOWER OPTIONS

Remote Blowers (Mounted to Roof or External Wall)	VTR1FZ - 600 CFM
	VTR2FZ - 1000 CFM
Inline Blowers (Mounted Between Kitchen and External Wall)	VT11FZ - 600 CFM
	VT12FZ - 1000 CFM
Integrated Blower (Mounted in Hood)	VTN2FZ - 1000 CFM

WARRANTY

Limited Warranty Parts and Labor	2 Year
----------------------------------	--------

*Transition to aluminum starting in Fall 2022

VCIN54GWS

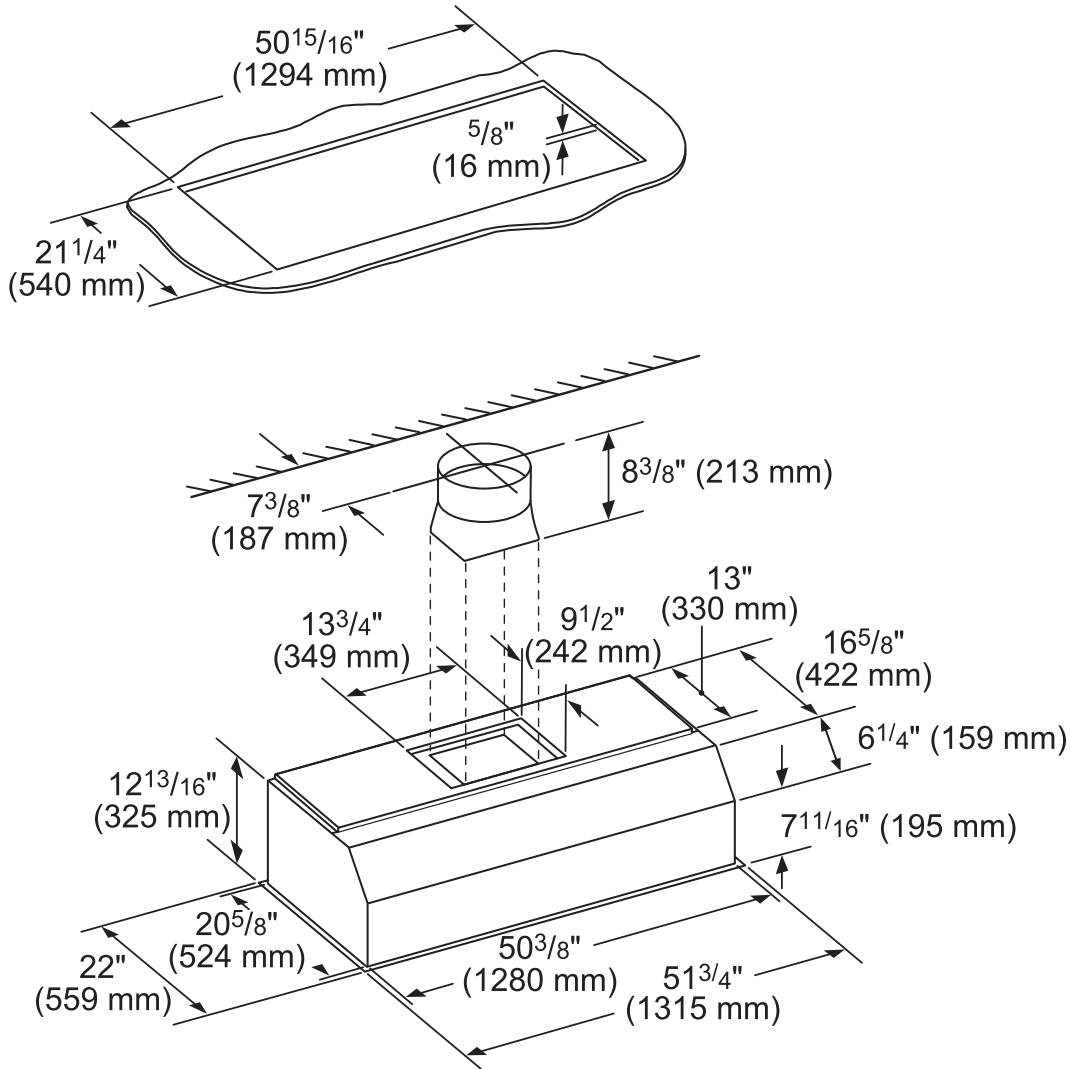
54-INCH CUSTOM INSERT

PROFESSIONAL® SERIES



HOOD DIMENSIONS

NOTE: VCIN Custom Insert models include hood trim pieces.



measurements in inches (mm)

VCIN54GWS
54-INCH CUSTOM INSERT
PROFESSIONAL® SERIES

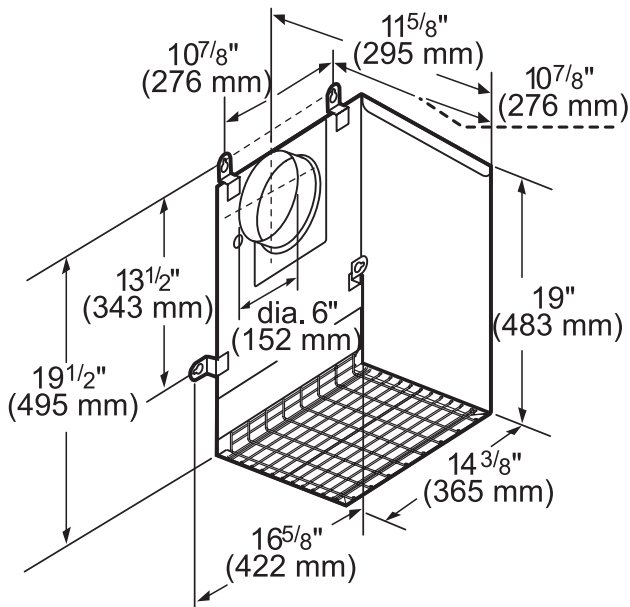


ELECTRIC LOAD (120V, 60HZ)

		Remote Blower		Inline Blower		Integrated Blower
		VTR1FZ	VTR2FZ	VTI1FZ	VTI2FZ	VTN2FZ
VCIN54GWS	Amps	6.5	11.1	6.5	11.1	9.5
	Watts	780	1,332	780	1,332	1,140

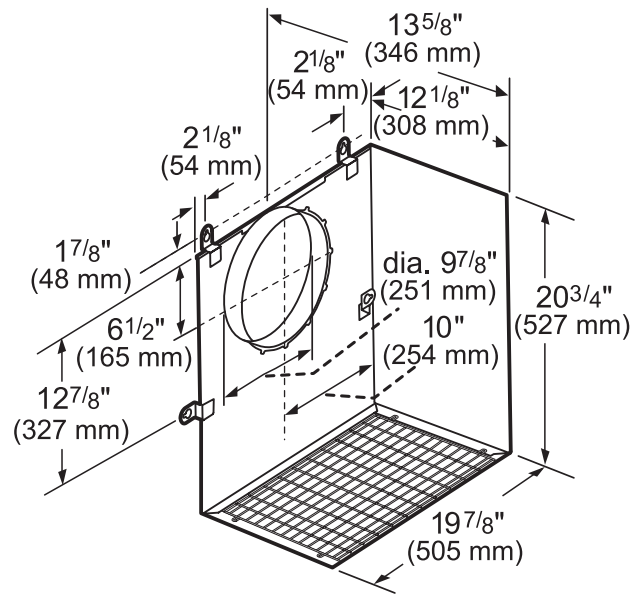
REMOTE BLOWERS (MOUNTED TO ROOF OR EXTERNAL WALL)

VTR1FZ-600 CFM



measurements in inches and mm

VTR2FZ-1000 CFM



measurements in inches and mm

VCIN54GWS

54-INCH CUSTOM INSERT

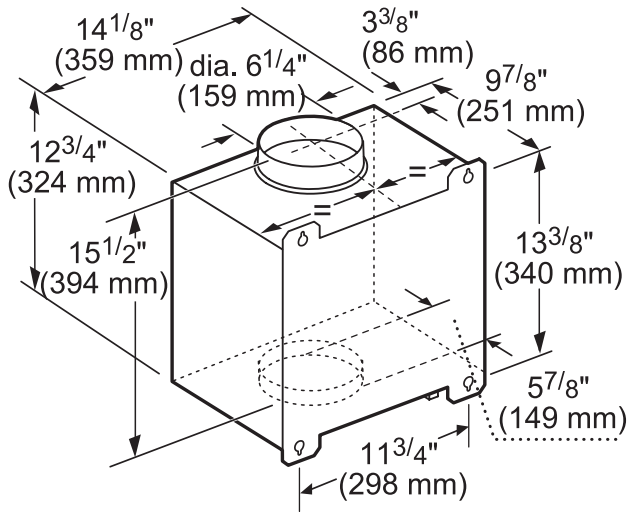
PROFESSIONAL® SERIES



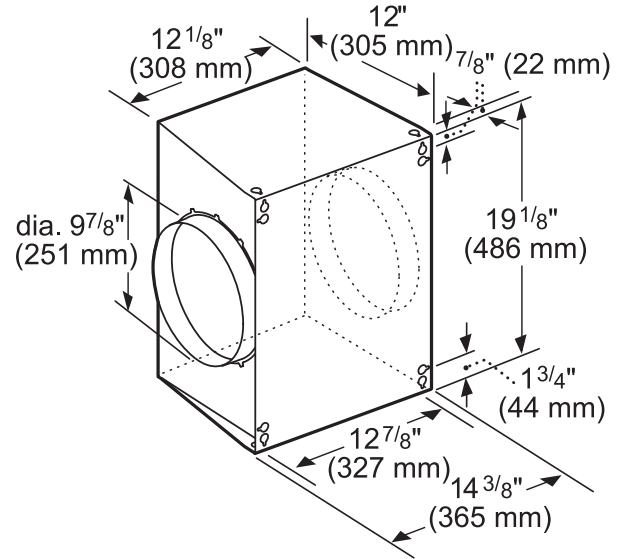
INLINE BLOWERS (MOUNTED BETWEEN KITCHEN AND EXTERNAL WALL)

VTI1FZ-600 CFM

VTI2FZ-1000 CFM



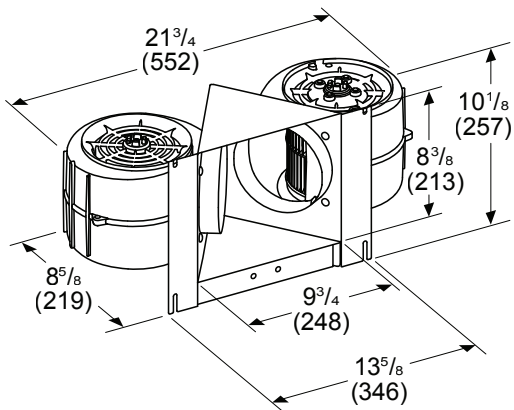
measurements in inches and mm



measurements in inches and mm

INTEGRATED BLOWERS (MOUNTED IN HOOD)

VTN2FZ-1000 CFM



Measurements in inches (mm)

HVI PERFORMANCE VALUES (CFM & SONES)

VCIN54GWS WITH BLOWER VTN2FZ								
Exhaust	Pressure (in. H ₂ O)		Amps (@ 0.1 SP)		CFM		Sones	
	High Speed	Working Speed	High Speed	Working Speed	High Speed	Working Speed	High Speed	Working Speed
Vertical	0.1	0.015	7.03	3.25	1000	390	13.5	2.5

VCIN54GWS

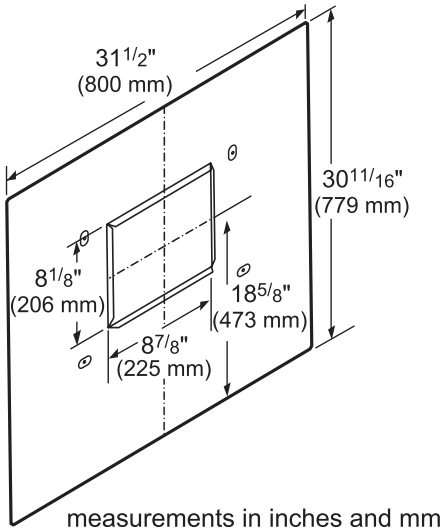
54-INCH CUSTOM INSERT

PROFESSIONAL® SERIES

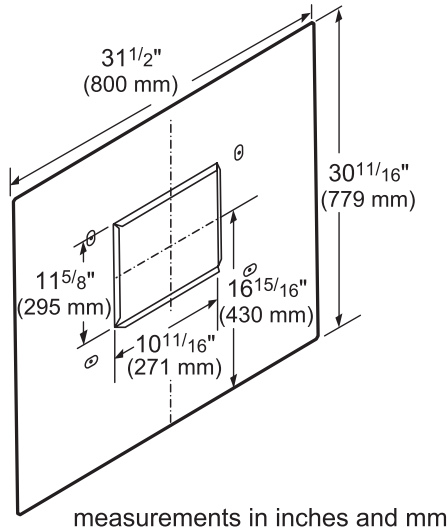


REMOTE BLOWER ACCESSORIES

ROOFPLATE-RFPLT600P



ROOFPLATE-RFPLT1000P



EXTNCB25W

For use with the following Inline and Remote Blowers: VTR1FZ, VTR2FZ, VT11FZ, VT12FZ

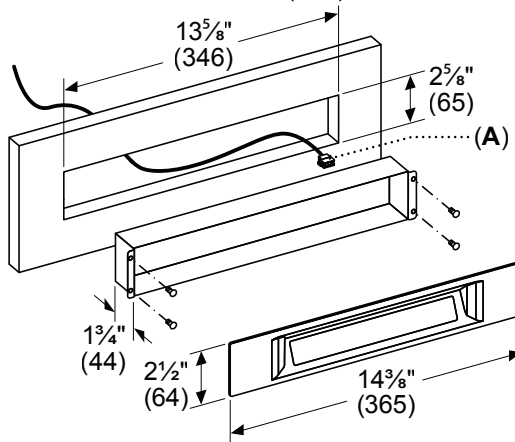
OPTIONAL ACCESSORIES

REMOTE CONTROL PANEL REMCPW



Convenience at your fingertips: The remote control accessory offers the freedom to extend your hood controls to a more reachable spot

measurements in inches (mm)



These warranties give you specific legal rights and you may have other rights that vary from state to state. Limited warranty from date of purchase. For complete warranty details, refer to your Use & Care manual, or ask your dealer.

Specifications are for planning purposes only. Refer to installation instructions and consult your countertop supplier prior to making counter opening. Consult with a heating and ventilation engineer for your specific ventilation requirements. For the most detailed information, refer to installation instructions accompanying product or write to Thermador indicating the model number. Specifications are correct at time of printing. Thermador reserves the right to change product specifications or design without notice. Some models are certified for use in Canada. Thermador is not responsible for products that are transported from the U.S. for use in Canada.