

MONOGRAM 36" INTEGRATED REFRIGERATOR

ZIR361NPRII



FULLY INTEGRATED COLUMN DESIGN

With concealed hinge offers a look of seamless perfection that installs flush with surrounding cabinetry

STATEMENT AND MINIMALIST COLLECTION REFRIGERATOR HANDLES (SOLD SEPARATELY)

Designed to enhance choice and customization, Statement and Minimalist Collection refrigerators do not come with handles. Handles must be chosen separately and ordered through a Monogram representative

PANEL-READY EXTERIOR WITH SIX-WAY ADJUSTABILITY

Accepts Statement or Minimalist Collection stainless steel panels ordered separately from Monogram or custom panel & handle from your cabinet maker

RETROFIT CAPABILITY

Allows you to replace a 35 1/2" or 36" single installed product with a 36" column product with no cabinet or electrical modifications. Allows you to replace two 36" dual installed products with two 36" column products with no cabinet or electrical modifications.

RAMP-UP LED INTERIOR LIGHTING

Throughout the fresh food compartment accentuates the sophisticated interior and allows easy viewing of contents

AUTOFILL PITCHER

Automatically refills when placed on its dock inside the refrigerator, so you'll have a pitcher of chilled, filtered water ready anytime

REMOTE CONNECTIVITY VIA WIFI

Allows you to wirelessly control refrigerator settings from your smartphone, using an available app

ADJUSTABLE GLASS SHELVES WITH INTEGRATED LED LIGHTING

Provide convenient storage and a clean appearance

FINELY CRAFTED, ADJUSTABLE ALUMINUM DOOR BINS WITH GLASS ACCENTS

Offer easy access to beverages and quick-grab items

UPFRONT, ELECTRONIC-TOUCH CONTROLS

Make it easy to adjust climate settings to create ideal food storage conditions

TEMPERATURE-CONTROLLED DRAWER

Offers added storage flexibility with pre-programmed settings for meat, beverage, and deli

SOFT-CLOSE DRAWERS

Use an innovative sliding mechanism to help the drawers close gently and completely

HUMIDITY-CONTROLLED VEGETABLE DRAWER

Helps preserve the freshness of foods

DEDICATED EVAPORATOR SEALED SYSTEM

Helps maintain a precise temperature throughout the fresh food compartment

WATER FILTRATION SYSTEM

Supplies you with clean, fresh-tasting water

SABBATH MODE

Designed to disable functions in accordance with Sabbath-observing practices



SPECIFICATIONS

Overall Width	35 9/16" (90.3 cm)
Overall Height	83 1/2" (212.1 cm)
Overall Depth	24 3/4" (62.9 cm)
Door Clearance at 90°	39 3/8" (100.0 cm)
Cutout Width	35 13/16" (91.0 cm)
Cutout Height	84" (213.4 cm)
Cutout Depth	25" (63.5 cm)
Plumbing Requirements	GE SmartConnect kit
Net Weight (approx)	545 lbs (247.2 kg)

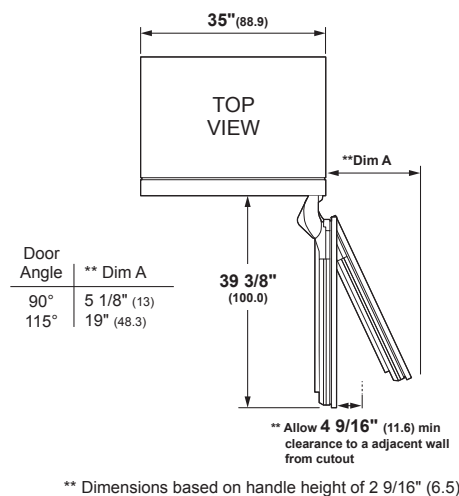
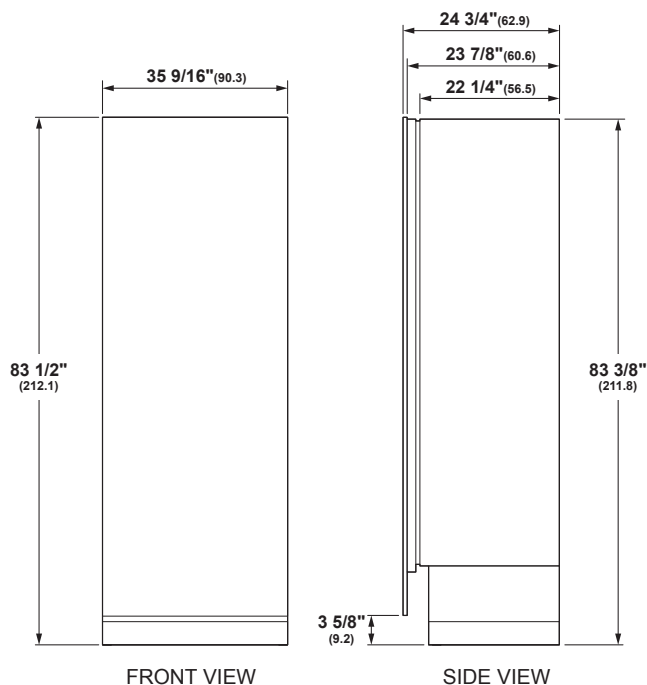
ATTENTION ELECTRICIAN:

A 115 volt 60Hz, 15 or 20 amp power supply is required. An individual properly grounded branch circuit or circuit breaker is recommended. For multiple unit installation, each unit requires separate individually properly grounded circuit or breaker and separate properly grounded 3-prong electrical receptacle recessed.

⚠ WARNING:

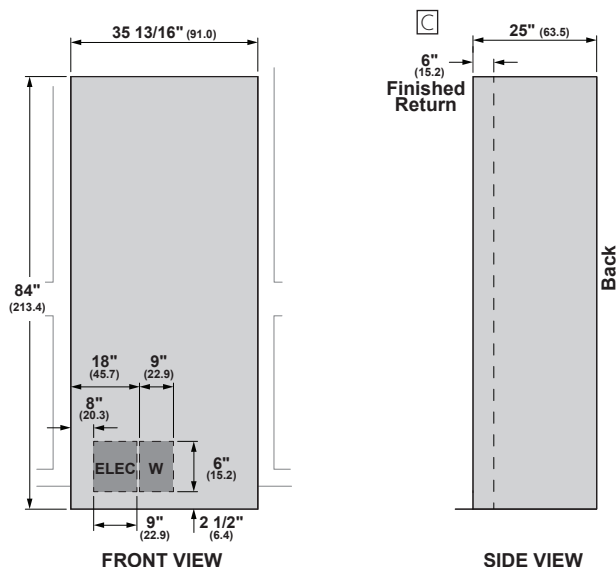
When installing appliance, you must use and follow the product installation instructions. These can be found with unit or on web at monogram.com.

OVERALL DIMENSIONS

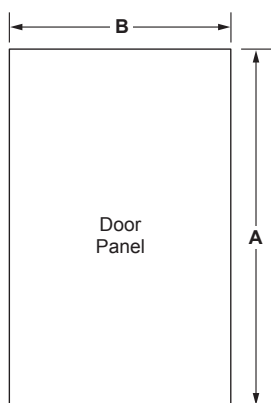


Dimensions in parentheses are in centimeters unless otherwise noted. Actual product dimensions may vary due to manufacturing tolerances.

SINGLE INSTALLATION



FLUSH 3/4" PANEL DIMENSIONS SINGLE INSTALLATION




PANEL DIMENSIONS

A	B
79 7/8"	35 9/16"

INTEGRATED INSTALLATION

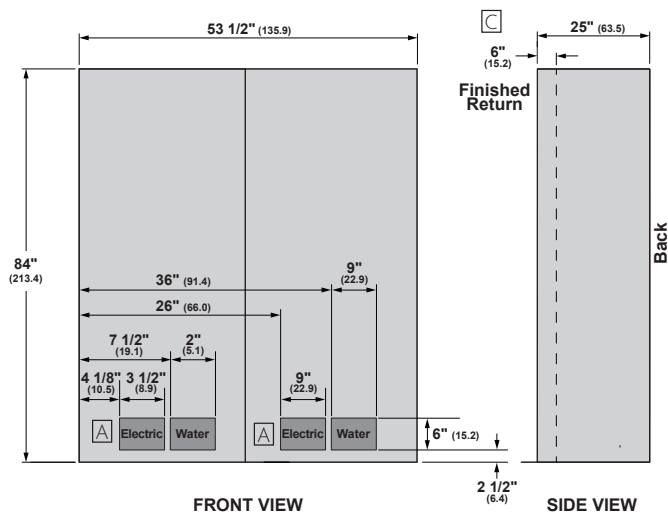
HELPFUL TIPS

-  A minimum 6" (15.2) finished return matching cabinet exterior recommended on interior on all sides and top at front of opening
- Trimmed refrigerators are designed to be customized with decorative panels. Field-installed 3/4" custom door panels are required.
- Maximum total panel weight:
 36" door panel – 58 lbs.
 Note: For panels constructed with rails and stiles (5-panel), the rails and stiles must be a minimum of 2" wide.
- For Custom Panels: Use templates provided with units to pre-drill holes for mounting panel brackets (provided with unit). Adjustment screws and instructions also provided with units.
- Custom Panels require a custom handle from cabinet maker or the ZKPN kit is required to mount a Statement handle or Minimalist handle.
- Stainless steel handle and panel options:
 ZK1SN369RLH: Left-hand 36" stainless steel door panel
 ZK1SN364RRH: Right-hand 36" stainless steel door panel
 ZKSP1H1CNSS: Minimalist handle
 ZKSP1H1PNSS: Statement handle

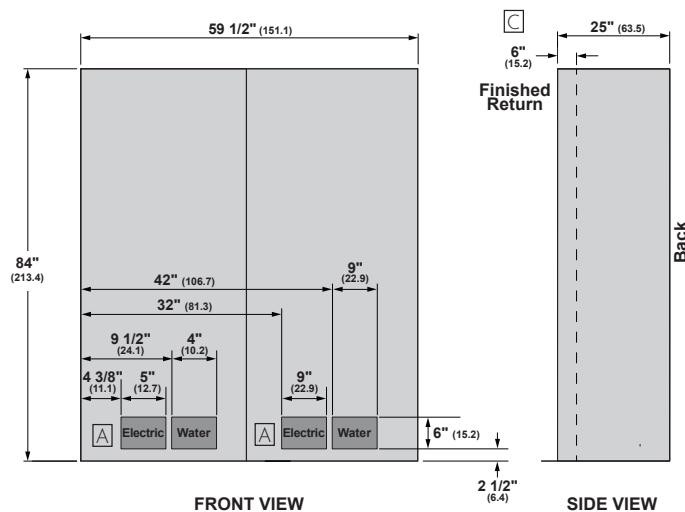
⚠ WARNING:

When installing appliance, you must use and follow the product installation instructions. These can be found with unit or on web at monogram.com.
 This document is intended for cabinet and panel construction only.

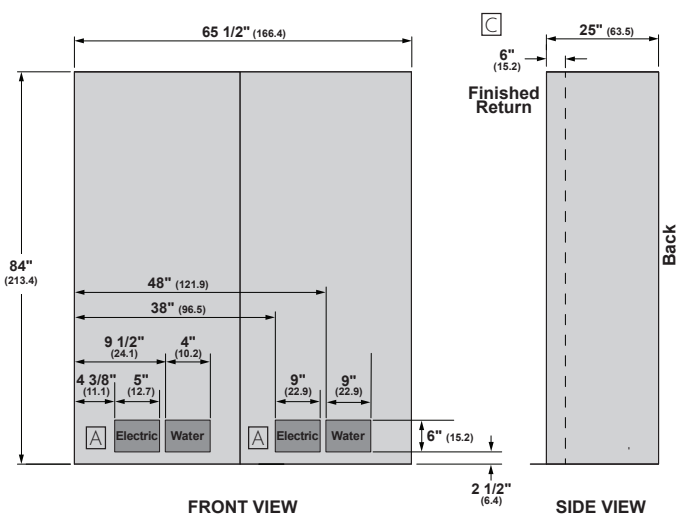
DUAL INSTALLATION
18" INTEGRATED FREEZER, ZIF181NPNII AND
36" INTEGRATED REFRIGERATOR, ZIR361NPNII



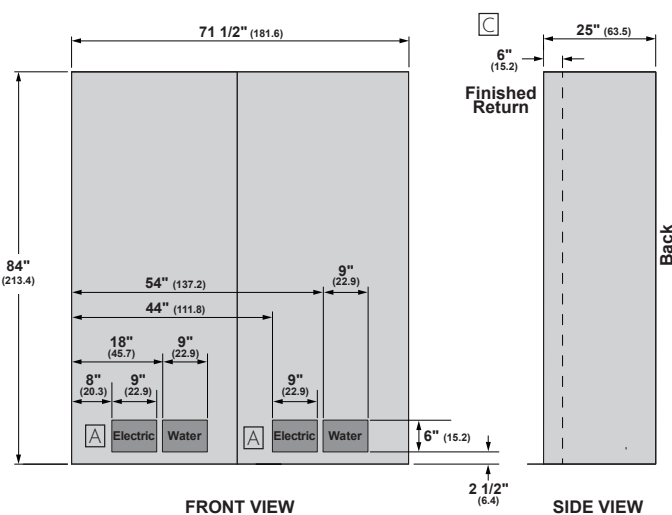
DUAL INSTALLATION
24" INTEGRATED FREEZER, ZIF241NPNII AND
36" INTEGRATED REFRIGERATOR, ZIR361NPNII



DUAL INSTALLATION
30" INTEGRATED FREEZER, ZIF301NPNII AND
36" INTEGRATED REFRIGERATOR, ZIR361NPNII



DUAL INSTALLATION
36" INTEGRATED FREEZER, ZIF361NPNII AND
36" INTEGRATED REFRIGERATOR, ZIR361NPNII



INTEGRATED INSTALLATION

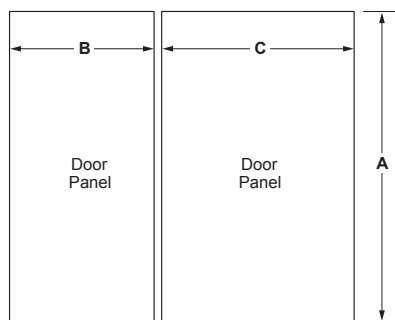
HELPFUL TIPS

A A separate 115V, 60Hz, 15- or 20-amp power supply is recommended for each product.

B Cutout based on installation of two products with a left-and-right-hand door swing.

C A minimum 6" (15.2) finished return matching cabinet exterior recommended on interior on all sides and top at front of opening.

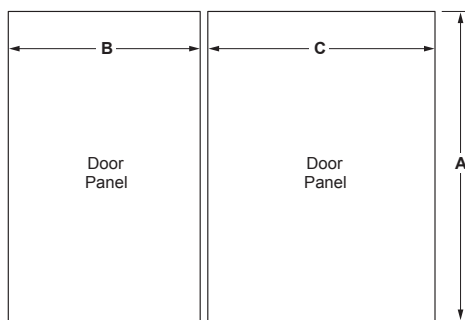
**FLUSH 3/4" PANEL DIMENSIONS DUAL
INSTALLATION WITH 18" FREEZER,
ZIF181NPNII AND 36" REFRIGERATOR,
ZIR361NPRII**



PANEL DIMENSIONS

A	B	C
79 7/8"	17 9/16"	35 9/16"

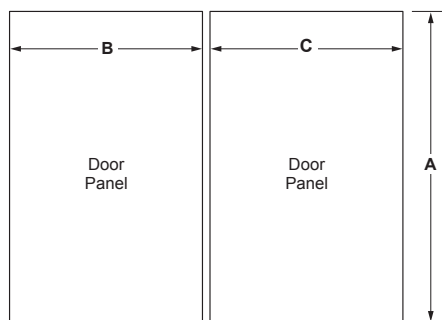
**FLUSH 3/4" PANEL DIMENSIONS DUAL
INSTALLATION WITH 24" FREEZER,
ZIF241NPNII AND 36" REFRIGERATOR,
ZIR361NPRII**



PANEL DIMENSIONS

A	B	C
79 7/8"	23 9/16"	35 9/16"

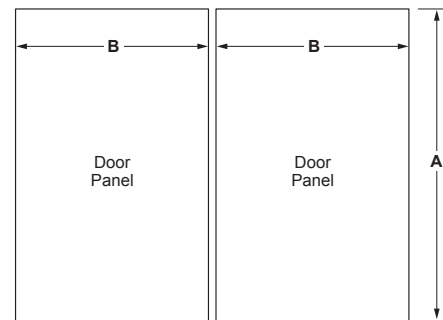
**FLUSH 3/4" PANEL DIMENSIONS DUAL
INSTALLATION WITH 30" FREEZER,
ZIF301NPNII AND 36" REFRIGERATOR,
ZIR361NPRII**



PANEL DIMENSIONS

A	B	C
79 7/8"	29 9/16"	35 9/16"

**FLUSH 3/4" PANEL DIMENSIONS DUAL
INSTALLATION 36" FREEZER, ZIF361NPRII
AND 36" REFRIGERATOR, ZIR361NPRII**



PANEL DIMENSIONS

A	B
79 7/8"	35 9/16"

**INTEGRATED
INSTALLATION
HELPFUL TIPS**

Trimmed refrigerators are designed to be customized with decorative panels. Field-installed 3/4" custom door panels are required.

Maximum total panel weight:
18" & 24" Door Panel – 45 lbs
30" Door Panel – 48 lbs
36" Door Panel – 58 lbs

Note: For panels constructed with rails and stiles (5-panel), the rails and stiles must be a minimum of 2" wide.

For Custom Panels: Use templates provided with units to pre-drill holes for mounting panel brackets (provided with unit). Adjustment screws and instructions also provided with units.

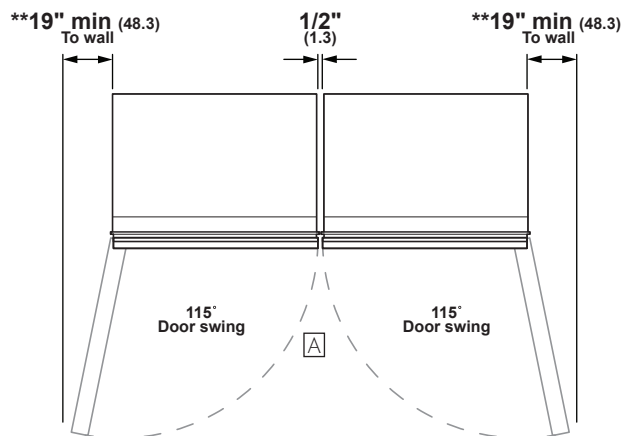
Custom Panels require a custom handle from cabinet maker or the ZKPN kit is required to mount a Statement handle or Minimalist handle.

Stainless steel handle and panel options:

ZK1SN189NLH: Left-hand 18" stainless steel door panel
ZK1SN184NRH: Right-hand 18" stainless steel door panel
ZK1SN249NLH: Left-hand 24" stainless steel door panel
ZK1SN244NRH: Right-hand 24" stainless steel door panel
ZK1SN309NLH: Left-hand 30" stainless steel door panel
ZK1SN304NRH: Right-hand 30" stainless steel door panel
ZK1SN364RRH: Right-hinge 36" stainless steel door panel
ZK1SN369RLH: Left-hinge 36" stainless steel door panel
ZKSP1H1CNSS: Minimalist handle
ZKSP1H1PNSS: Statement handle

Dual installation full width toekick options:
ZKK54P: 54" stainless toekick
ZKK60P: 60" stainless toekick
ZKK66R: 66" stainless toekick
ZKK72R: 72" stainless toekick

DUAL PRODUCT CLEARANCES



**** Dimensions based on handle height of 2 9/16" (6.5)**

INTEGRATED INSTALLATION

HELPFUL TIPS

- A** In a side-by-side installation of a left-and-right-hand door swing product, 1/2" clearance between the units is required. Also required is Side-by-Side Heater/Dual Installation Kit, ZKUN