

CL4850SID/S



## FEATURES

Legacy product image shown; actual product varies slightly.

Split Climate™ intelligent cooling system revolutionizes Sub-Zero's already-superior preservation capabilities, keeping food even fresher for longer

ClearSight™ LED lighting system fully illuminates the interior and reduces shadows

Sleek stainless accents trim the interior, matching the sophistication of the exterior

Touch control panel is conveniently located for easy access at the tap of a finger

Night Mode optimizes the interior lighting based on the detected ambient light, reducing the brightness by 90% in dim environments

Lift the base of the flip-up dairy compartment to store taller items on the shelf below

Delivers fresh, filtered water and ice through an internal dispenser located discreetly within the refrigerator

Activate Max Ice Mode to temporarily increase ice production

Wi-Fi enabled features provide remote access from your mobile device

Stainless-steel exterior and tubular or pro handles to match other Sub-Zero, Wolf, and Cove products

Sub-Zero offers an industry-leading full two-year warranty on appliances, along with a full five-year sealed system warranty and a limited twelve-year sealed system warranty

## ACCESSORIES

48" Stainless Steel Kickplate

90° Door Stop

Air Purification Cartridge

Egg Container

Stainless Steel Pro Louvered Grille - 84"

Water Filter

Stainless Steel Kickplate

Accessories are available through an authorized dealer.  
For local dealer information, visit [subzero-wolf.com/locator](https://subzero-wolf.com/locator).



## HANDLE OPTIONS

PRO



TUBULAR



## PRODUCT DETAILS

### REFRIGERATOR

- 5 glass refrigerator shelves (4 adjustable; 1 stationary)
- 4 crisper drawers with removable dividers
- 5 refrigerator door bins (3 adjustable; 2 stationary)
- 1 flip-up dairy compartment
- Air purification system
- Internal ice and water dispenser
- LED refrigerator and freezer lights

### FREEZER

- 3 shelves (2 adjustable; 1 stationary)
- 5 adjustable door bins
- 3 storage drawers
- Fold-up shelf
- Water filtration system

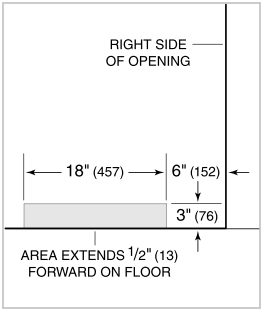
PRODUCT SPECIFICATIONS

Model	CL4850SID/S
Dimensions	48"W x 84"H x 24"D
Refrigerator Capacity	18.3 cu. ft.
Freezer Capacity	10.5 cu. ft.
Weight	705 lbs
Electrical Supply	115 VAC, 60 Hz
Electrical Service	15 amp dedicated circuit
Plumbing Supply	1/4" OD copper, braided stainless steel or PEX tubing
Plumbing Pressure	35–120 psi
Receptacle	3-prong grounding-type

ELECTRICAL

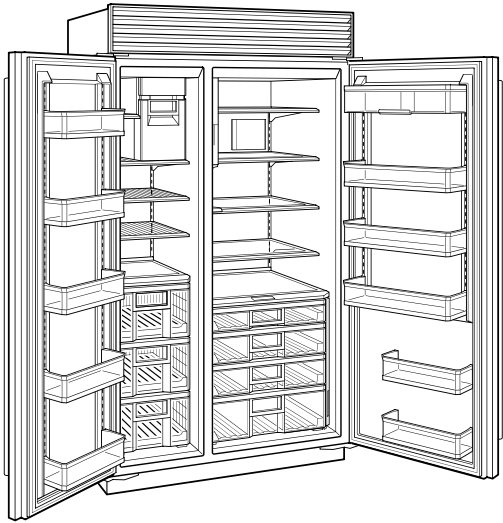


PLUMBING



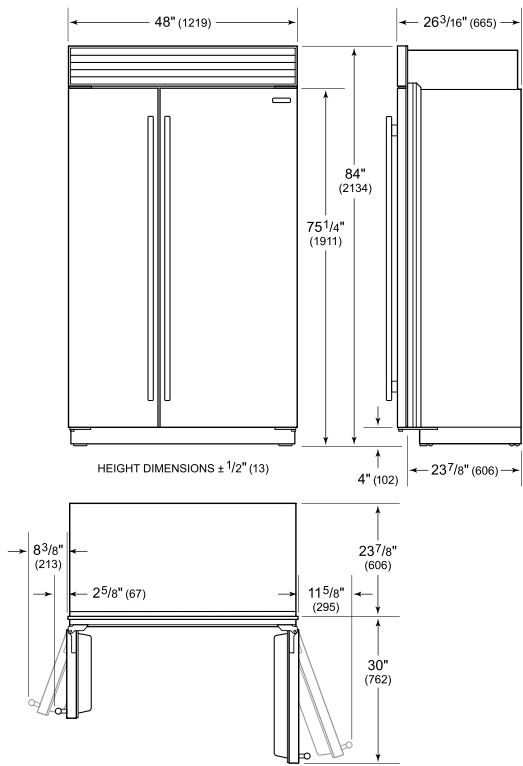
NOTE: Dimensions in parenthesis are in millimeters unless otherwise specified

INTERIOR VIEW

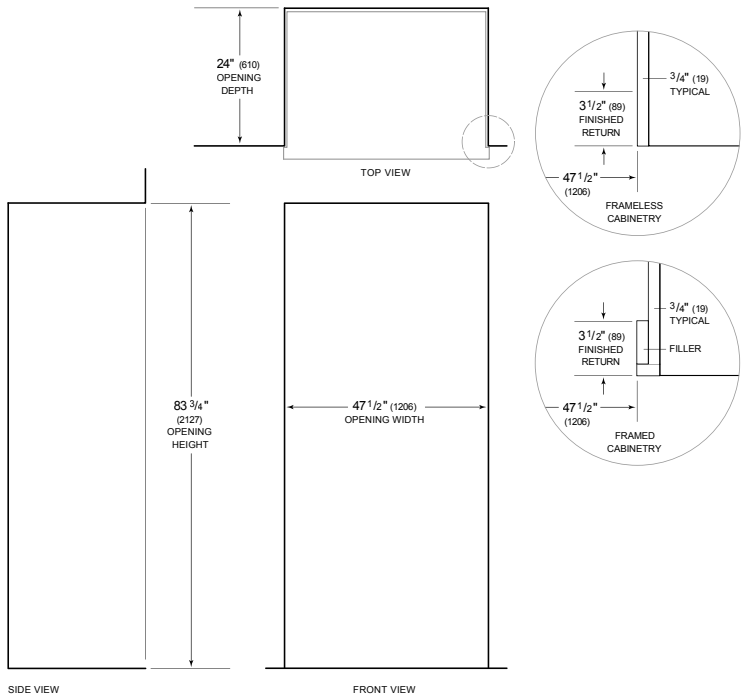


This illustration is intended for interior reference only and may not represent the exterior of the model being specified.

DIMENSIONS



STANDARD INSTALLATION



NOTE: 3 1/2" (89) finished returns will be visible and should be finished to match cabinetry. Shaded line represents profile of unit.