

DEC2450R



## FEATURES

Split Climate™ intelligent cooling system revolutionizes Sub-Zero's already-superior preservation capabilities, keeping food even fresher for longer

ClearSight™ LED lighting system fully illuminates the interior and reduces shadows

Sleek stainless accents trim the interior, matching the sophistication of the exterior

Easily customize settings—from lighting to humidity—with the tap of a finger via the conveniently accessible touch control panel

Night Mode optimizes the interior lighting based on the detected ambient light, reducing the brightness by 90% in dim environments

Lift the base of the flip-up dairy compartment to store taller items on the shelf below

Position adjustable door shelves at various heights to accommodate assorted items

Nano coating lines the perimeter of each glass shelf to create a hydrophobic barrier that helps contain spills

The easily accessible NASA-inspired air purification system scrubs the air of ethylene and odor every 20 minutes

Wi-Fi enabled features provide remote access from your mobile device

Sub-Zero offers an industry-leading full two-year warranty on appliances, along with a full five-year sealed system warranty and a limited twelve-year sealed system warranty

Accepts custom panels for an integrated look within cabinetry or stainless-steel accessory panels and handles to match other Sub-Zero, Wolf, and Cove products

## ACCESSORIES

Air Purification Cartridge

Egg Container

Reduced Toekick Divider

Stainless Steel Side Panel

Dual Installation Kits

Stainless Steel Dual Installation Kickplates

Stainless Steel Door Panels With Pro Handle

Stainless Steel Door Panels With Tubular Handle

Stainless Steel Pro and Tubular Handles

Accessories are available through an authorized dealer.  
For local dealer information, visit [subzero-wolf.com/locator](http://subzero-wolf.com/locator).



## HANDLE ACCESSORIES

PRO



TUBULAR



## PRODUCT DETAILS

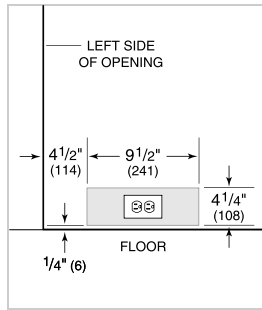
### REFRIGERATOR

- LED refrigerator lights
- 4 glass refrigerator shelves (3 adjustable; 1 stationary)
- 4 soft-close crisper drawers with adjustable dividers
- 5 door bins (3 adjustable; 2 stationary)
- 1 flip-up dairy compartment

**PRODUCT SPECIFICATIONS**

Model	DEC2450R
Dimensions	24"W x 84"H x 24"D
Door Clearance	22 1/2"
Weight	353 lbs
Refrigerator Capacity	13.3 cu. ft.
Electrical Supply	115 VAC, 60 Hz
Electrical Service	15 amp dedicated circuit

**ELECTRICAL**

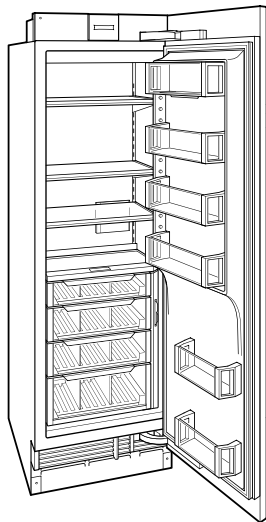


**NOTE:** The electrical outlet must be positioned with the grounding prong to the right of the thinner blades.

**PANEL SPECIFICATIONS** For complete panels specifications including width/height, weight requirements and thickness requirements visit [subzero-wolf.com/reveal](http://subzero-wolf.com/reveal).

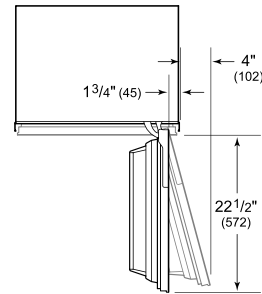
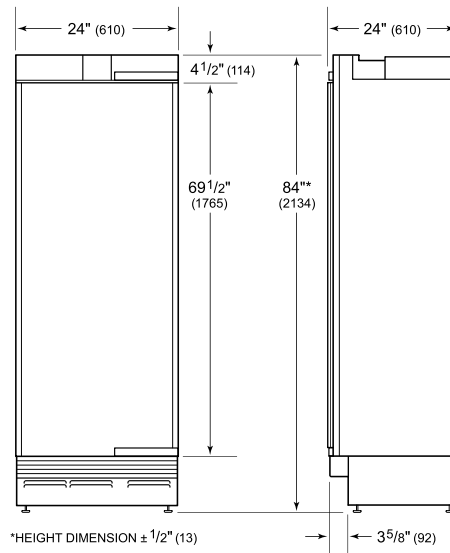
**NOTE:** Dimensions in parenthesis are in millimeters unless otherwise specified

**INTERIOR VIEW**

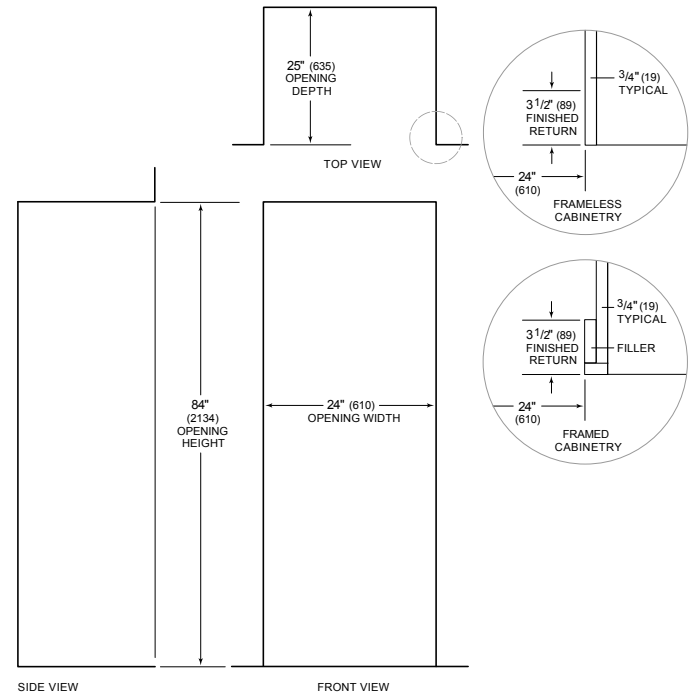


This illustration is intended for interior reference only and may not represent the exterior of the model being specified.

**DIMENSIONS**



**STANDARD INSTALLATION**



**NOTE:** 3 1/2" (89) finished returns will be visible and should be finished to match cabinetry