

WWD300



FEATURES

- Distributes heat evenly from 80 to 200 degrees Fahrenheit using fans
- Resists corrosion with tested stainless-steel panels that hold up to the outdoor elements
- Includes food presets, such as bread, cooked cereals, and pizza
- Tested and approved for warming towels
- Fits entrées and sides easily in its generous 30 inch drawer cavity
- Includes hidden electronic controls
- Offers automatic shut-off

ACCESSORIES

- 30" Stainless Professional Front Panel - 2" Thick
- 36" Stainless Professional Front Panel - 2" Thick
- 6-Piece Container Set
- Warming Drawer Front Panel - Integrated
- Warming Drawer Front Panels - M Series
- Warming Drawer Front Panels - E Series

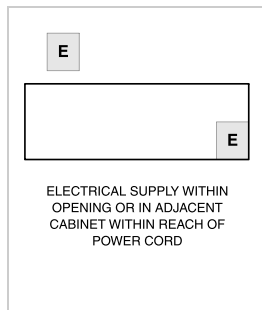
Accessories available through an authorized dealer.
For local dealer information, visit subzero-wolf.com/locator.



PRODUCT SPECIFICATIONS

Model	WWD300
Dimensions	29 7/8"W x 10 3/8"H x 22 3/4"D
Capacity	1.6 cu. ft.
Weight	75 lbs
Electrical Supply	120 VAC, 60 Hz
Electrical Service	15 amp dedicated circuit
Power Cord Length	3 Feet
Receptacle	3-prong grounding-type

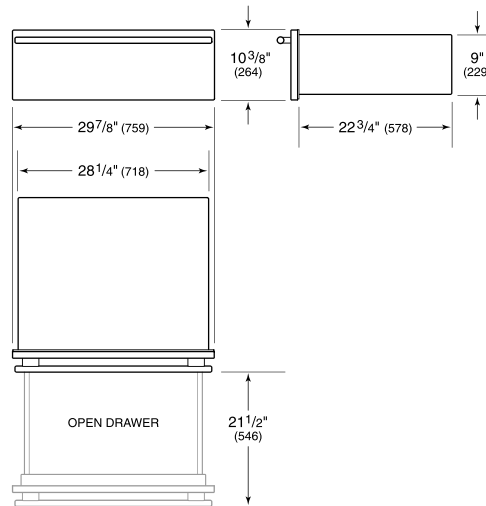
ELECTRICAL



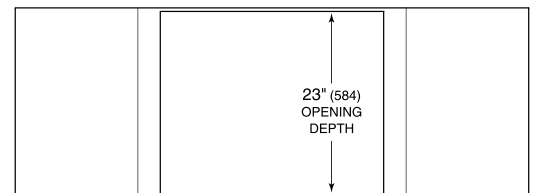
INSTALLATION WITH FRONT PANEL Accessory front panels may affect overall product dimensions and opening dimensions. Refer to Reveal for more information: subzero-wolf.com/reveal

NOTE: Dimensions in parenthesis are in millimeters unless otherwise specified

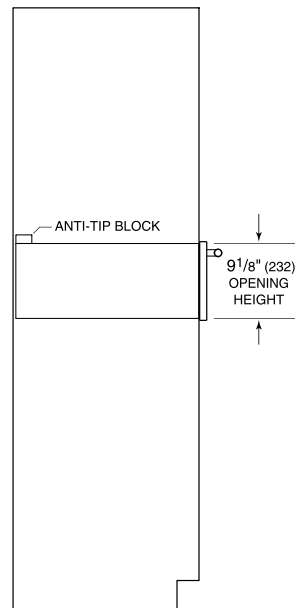
DIMENSIONS



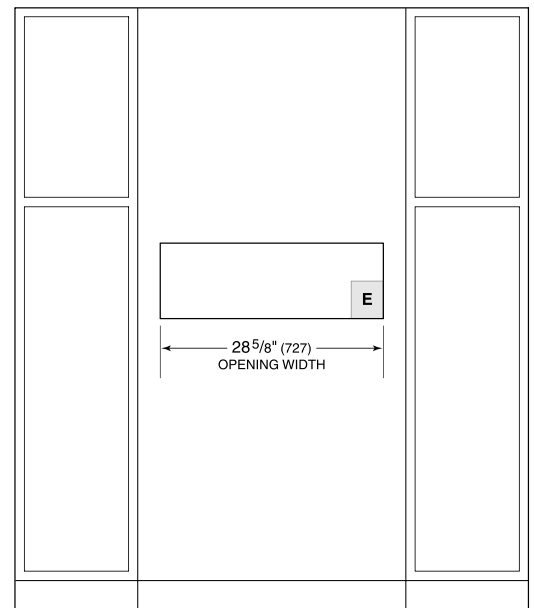
STANDARD INSTALLATION



TOP VIEW



SIDE VIEW



FRONT VIEW

NOTE: Location of electrical supply within opening may require additional cabinet depth.