

Teppanyaki Module Installation Guide



Contents

- 3 Teppanyaki Module
- 4 Specifications
- 6 Installation
- 6 Troubleshooting

Features and specifications are subject to change at any time without notice. Visit wolfappliance.com/specs for the most up-to-date information.

Important Note

To ensure this product is installed and operated as safely and efficiently as possible, take note of the following types of highlighted information throughout this guide:

IMPORTANT NOTE highlights information that is especially important.

CAUTION indicates a situation where minor injury or product damage may occur if instructions are not followed.

WARNING states a hazard that may cause serious injury or death if precautions are not followed.

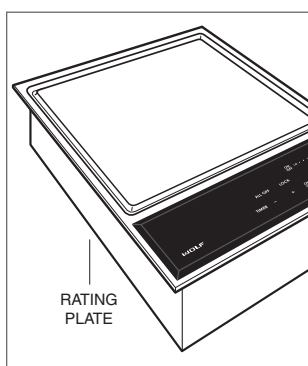
IMPORTANT NOTE: Throughout this guide, dimensions in parentheses are millimeters unless otherwise specified.

IMPORTANT NOTE: Save these instructions for the local electrical inspector.

Product Information

Important product information including the model and serial number are listed on the product rating plate. The rating plate is located on the bottom of the unit. Refer to the illustration below.

If service is necessary, contact Wolf factory certified service with the model and serial number. For the name of the nearest Wolf factory certified service or for questions regarding the installation, visit the contact & support section of our website, wolfappliance.com or call Wolf customer care at 800-222-7820.



Rating plate location.

Installation Requirements

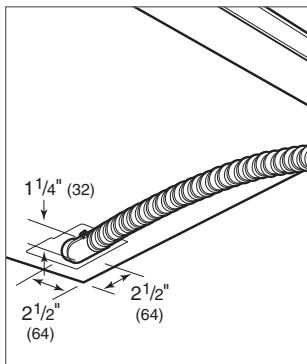
A minimum $\frac{7}{8}$ " (22) is required from the bottom of the unit to any material.

Clearance is required for the conduit located at the right rear of the unit. Refer to the illustration below for dimensions.

Refer to the illustration on the following page for minimum clearances.

⚠ WARNING

Failure to locate the unit without proper clearances will result in a fire hazard.



Conduit clearance.

Electrical

Installation must comply with all applicable electrical codes.

Locate the electrical supply as shown in the illustration on the following page. A separate circuit, servicing only this appliance is required. A ground fault circuit interrupter (GFCI) is not recommended and may cause interruption of operation.

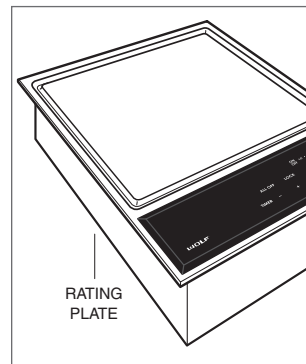
Performance may be compromised if the electrical supply is less than 240 volts.

When multiple cooktops or modules are installed side by side, each unit must have its own separate recommended electrical circuit.

IMPORTANT NOTE: Connection of this appliance should be through a fused connection unit or a suitable isolator, which complies with national and local safety regulations. The on/off switch should be easily accessible after the appliance has been installed. If the switch is not accessible after installation (depending on country) an additional means of disconnection must be provided for all poles of the power supply. When switched off there must be an all pole contact gap of 3 mm in the isolator switch. This 3 mm contact disconnect gap must apply to any isolator switch, fuses and/or relays according to EN60335.

ELECTRICAL REQUIREMENTS

Electrical Supply	grounded 3-wire, 240/208 VAC, 50/60 Hz
Service	15 amp dedicated circuit
Conduit	flexible 4' (1.2 m)

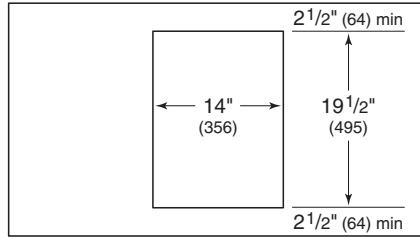


Rating plate location.

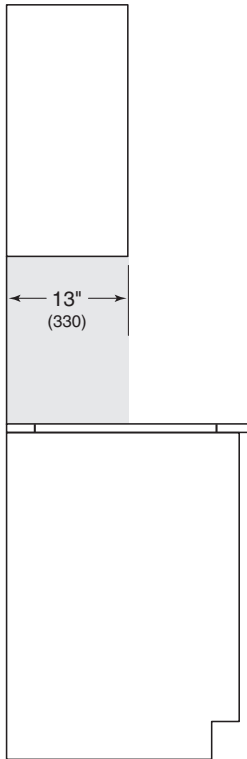
SPECIFICATIONS

Teppanyaki Module

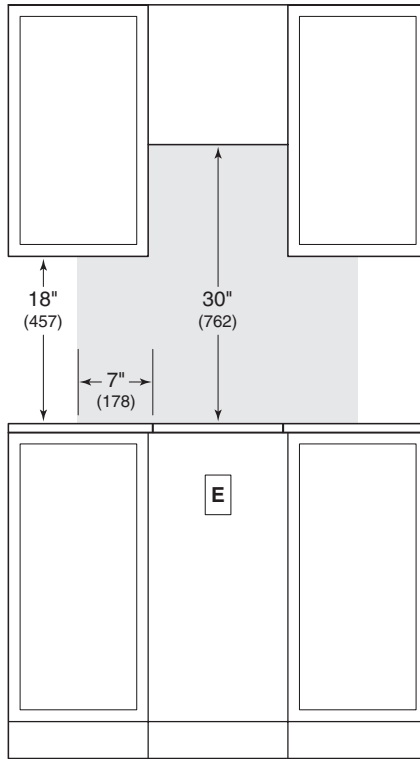
INSTALLATION



COUNTERTOP CUT-OUT



SIDE VIEW



FRONT VIEW

NOTE: Shaded area above countertop indicates minimum clearance to combustible surfaces, combustible materials cannot be located within this area.

Module Installation

Remove the unit and components from the shipping package and recycle packing materials.

Lower the unit into the opening. Center with the front parallel to the edge of the countertop.

Troubleshooting

IMPORTANT NOTE: If the unit does not operate properly, follow these troubleshooting steps:

- Verify electrical power is supplied to the unit.
- If the unit does not operate properly, contact Wolf factory certified service. Do not attempt to repair the unit. Wolf is not responsible for service required to correct a faulty installation.

Sub-Zero, Sub-Zero & Design, Sub-Zero & Snowflake Design, Dual Refrigeration, The Living Kitchen, Great American Kitchens The Fine Art of Kitchen Design, Wolf, Wolf & Design, Wolf Gourmet, W & Design, red colored knobs, Cove, and Cove & Design, are registered trademarks and service marks of Sub-Zero Group, Inc. and its subsidiaries. All other trademarks are property of their respective owners in the United States and other countries.



WOLF APPLIANCE, INC. P.O. BOX 44848 MADISON, WI 53744 WOLFAPPLIANCE.COM 800.222.7820

9011606 REV-A

10/2016

